



ZS SQUARE II

Two Post Inground Lift

Parts Breakdown

ET322301 02-en

Document 2

Pad-Type Superstructure

Swing Arms

Runways



Lifting Technology



Premium Workshop
Equipment

© MAHA Maschinenbau Haldenwang GmbH & Co. KG

Legal notice based on ISO 16016:

The reproduction, distribution and utilization of this document as well as the communication of its contents to others without explicit authorization is prohibited. Offenders will be held liable for the payment of damages. All rights reserved in the event of the grant of a patent, utility model or design.

The contents of this edition have been checked with great care. However, errors cannot be fully excluded. Subject to technical change without notice.

Document

Document №: ET322301 02-en
Approval Date: 14.05.2013

Manufacturer

MAHA Maschinenbau Haldenwang GmbH & Co. KG
Hoyen 20
87490 Haldenwang
Germany

Phone: +49 (0) 8374 585 0
Fax: +49 (0) 8374 585 590
Fax Parts: +49 (0) 8374 585 565
Internet: <http://www.maha.de>
E-Mail: maha@maha.de
Hotline: +49 (0) 180 56242 60 for Brake Testers and Test Lanes
+49 (0) 180 56242 80 for Automotive Lifts
+49 (0) 180 56242 90 for Dynamometers and Emission Testers

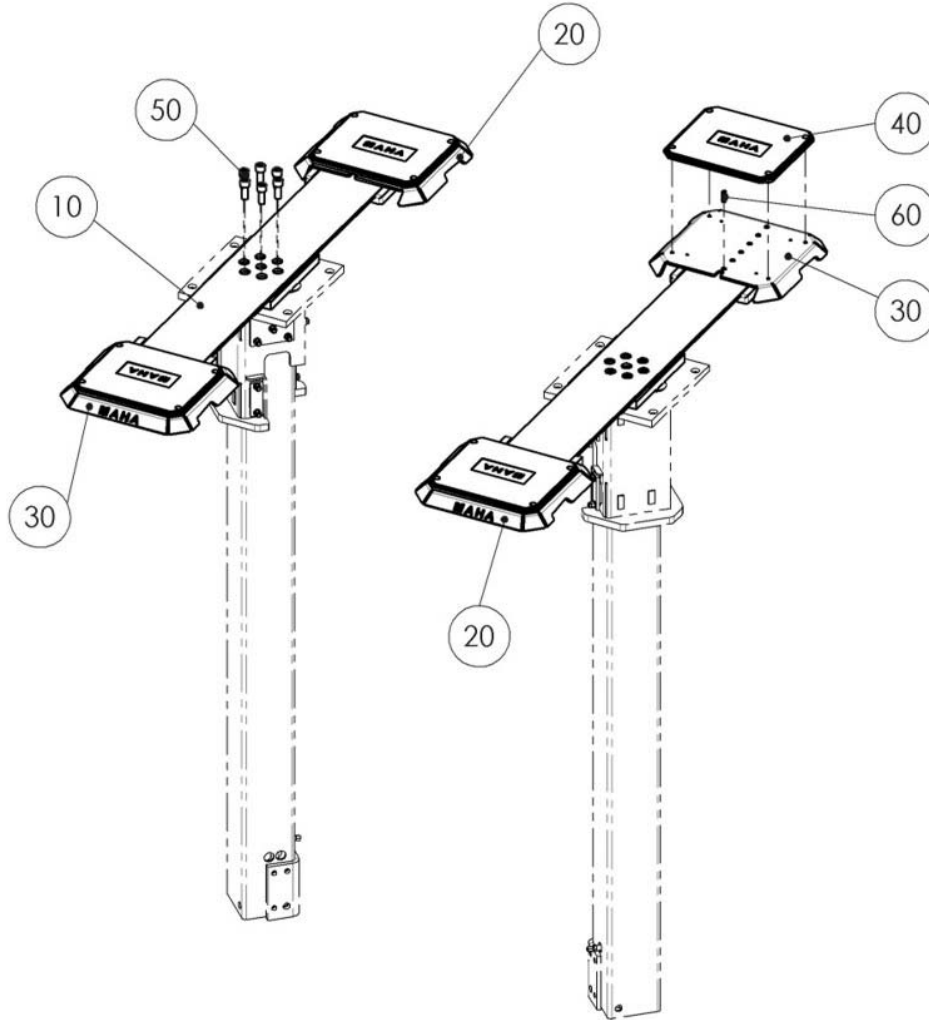
Service

AutomoTec GmbH
Maybachstraße 8
87437 Kempten
Germany
Phone: +49 (0) 180 56242 50
Fax: +49 (0) 180 56242 55
Internet: <http://www.automo-tec.com>
E-Mail: service@automo-tec.com

 Contents

1	Pad-Type Superstructure	4
1.1	Extension Options.....	5
2	Swing Arms	8
2.1	Swing Arm-Type Superstructure (3.5t) RS / RSP	8
2.2	Swing Arm-Type Superstructure (3.5t) S	9
2.3	Swing Arm-Type Superstructure (3.5t) S BMW / SG / SP / SPG	10
2.4	Swing Arm-Type Superstructure (3.2t) Repair Bench Bridge	12
2.5	Swing Arm-Type Superstructure (4.0t) K	14
2.6	Swing Arm-Type Superstructure (5.0t) KS	16
2.7	Swing Arm-Type Superstructure (5.0t) KS w. Wheel Engaging Lift Support	18
2.8	Swing Arm-Type Superstructure (6.5t) KS	20
2.9	Swing Arm Options	22
3	Runways	26
3.1	Pneumatic Components (Runways).....	28
3.2	Axle Play Detector	29
3.3	Wheel-Free Jack.....	42
3.4	Hydraulic System - PMS/RFH	47
3.5	Compensation Set	52
4	Modular Runways	54
4.1	Drive-On Rail	55
5	Runway Accessories	56
5.1	Cross Member	56
5.2	Ramps, Roll-off Protections.....	59
5.3	Accessories (Runway-Type Superstructure).....	63
5.4	Runway-Type Superstructure.....	70
5.5	Floor Cover	72
5.6	Retrofit Kit (Axle Jack)	79
5.7	Slide Plates.....	80
5.8	Antiskid Coating.....	87

1 Pad-Type Superstructure






Item No.	Spare Part	Description	Tooltip	Article Number
10	Pad-Type Superstr.	Standard (1400-2000/2200mm)		031082 00054 0
	Pad-Type Superstr.	Short (1150-1750mm)		031082 00151 0
	Pad-Type Superstr.	flat		031082 00152 0
20	Extension	2000mm Version 1	Section 1.1	031022 00044 0
30	Extension	2000mm Version 1	Section 1.1	031022 00045 0
40	Rubber Plate	with Screws		031022 00068 0
50	Allen Screw	M20x50		22 0912 20050 2
60	Grooved Pin			22 1473 1240 1

1.1 Extension Options

Item No.	Spare Part	Description	Tooltip	Article Number
10	Extension 2000mm Version 1	Hot-Dip Galvanized (Standard)	031022 00044 0	
20	Extension 2000mm Version 2	Hot-Dip Galvanized (Standard)	031022 00045 0	
30	Extension 2200mm Version 1	Hot-Dip Galvanized (VZ 972414)	031022 00048 0	
40	Extension 2200mm Version 2	Hot-Dip Galvanized (VZ 972414)	031022 00049 0	
50	Antiskid Coating	self-adhesive	031002 00010 0	
60	Rubber Plate with Screws	MAHA	031022 00068 0	
70	Rubber Plate with Screws		031022 00069 0	

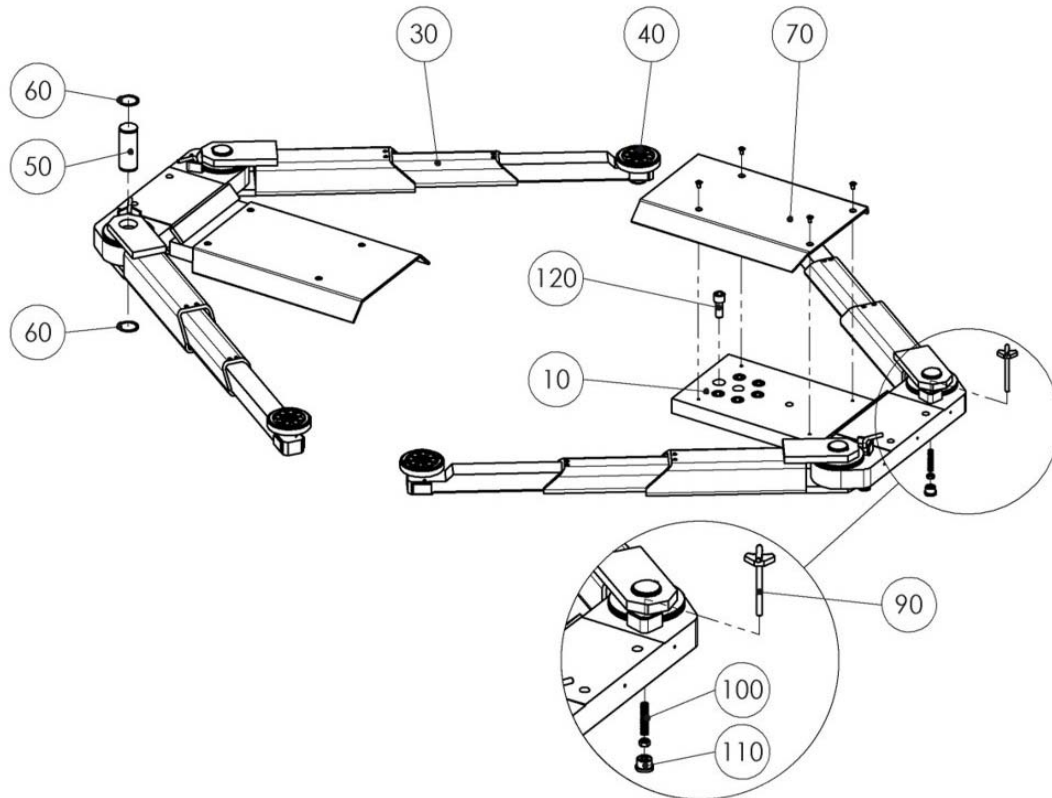
6

Item No.	Spare Part	Description	Tooltip	Article Number
80	R5G 3.5 Version 1	(VZ 972453)	031022 00095 0	
90	R5G 3.5 Version 2	(VZ 972453)	031022 00096 0	
100	Extension 2000mm Version 1	(VZ 972419)	031022 00077 0	
110	Extension 2000mm Version 2	(VZ 972419)	031022 00078 0	
120	Extension R5 Version 1	(VZ 972418)	031022 00079 0	
130	Extension R5 Version 2	(VZ 972418)	031022 00080 0	
140	Slider Piece R5 (Left)	(VZ 972420)	R535.22GPA20L	

Item No.	Spare Part	Description	Tooltip	Article Number
150	Slider Piece R5 (Right)	(VZ 972420)	R535.22GPA20R	
160	Rubber-Metal Buffer		NGFBM10X 30Z	
170	Edge Protection Profile	150mm lg.	53 6246	

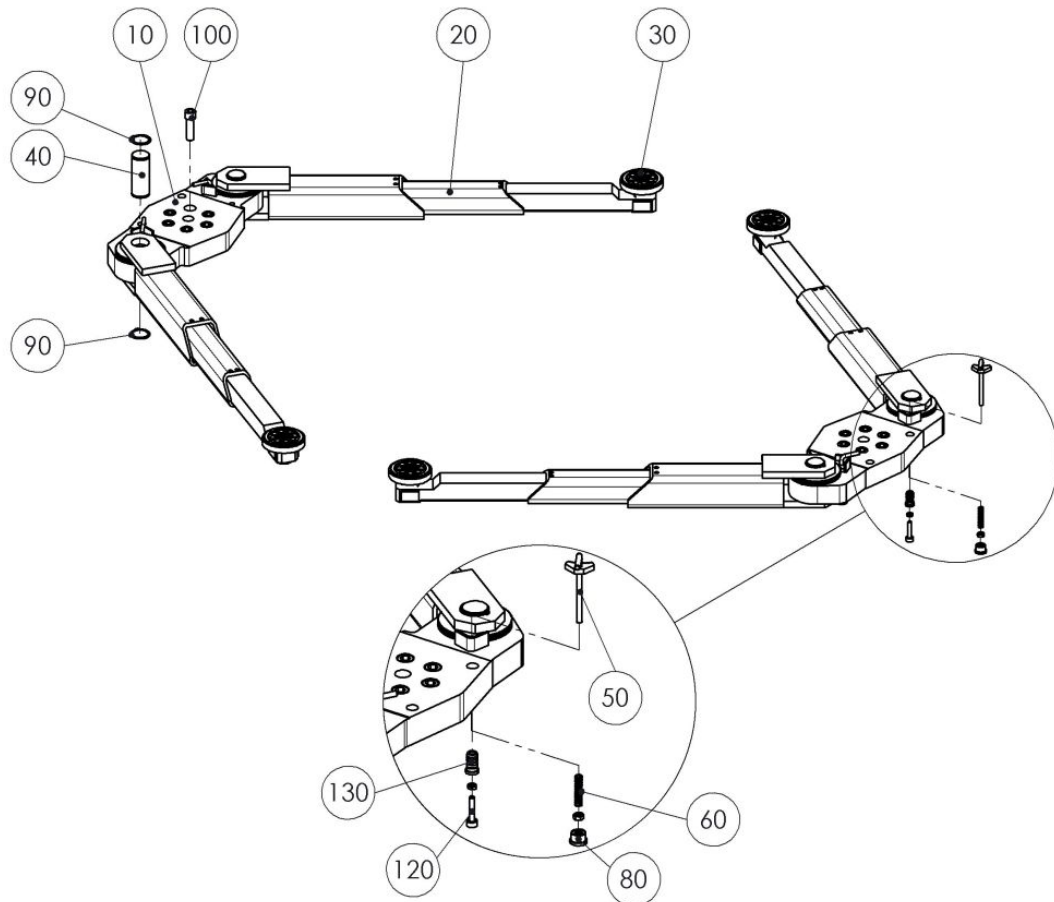
2 Swing Arms

2.1 Swing Arm-Type Superstructure (3.5t) RS / RSP



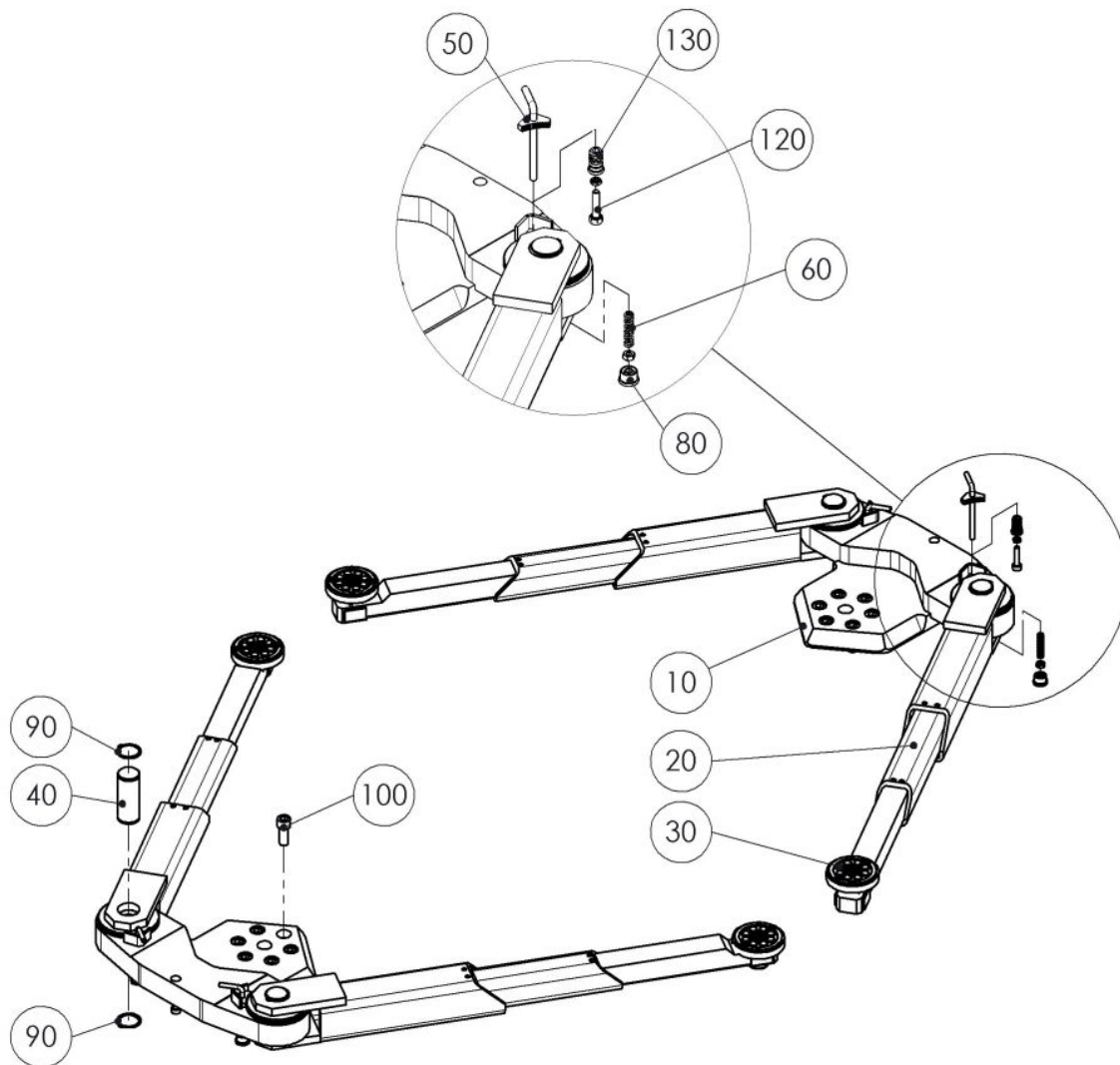
Item No.	Spare Part	Description	Article Number
	Swing Arm-Type Superstructure Assy	3.5 RS	031082 00103 0
	Swing Arm-Type Superstructure Assy	3.5 RSP	031082 00107 0
10	Bolster		031082 00087 0
30	Swing Arm	RS	031022 00201 0
	Telescopic Arm	RSP	D-KX.30SP-20
40	Support Disk		03 36 31260
50	Support Arm Pin		D-KX.35-220
60	Snap Ring	50x2	22 0471 050 1
70	Approach Plate		D-KKX.32-13
90	Lock		D-KX.35-225
100	Pressure Spring		NFD.12012062
110	Support Knob		NSSTZN403202
120	Allen Screw	M20x50	22 0912 20050 2

2.2 Swing Arm-Type Superstructure (3.5t) S



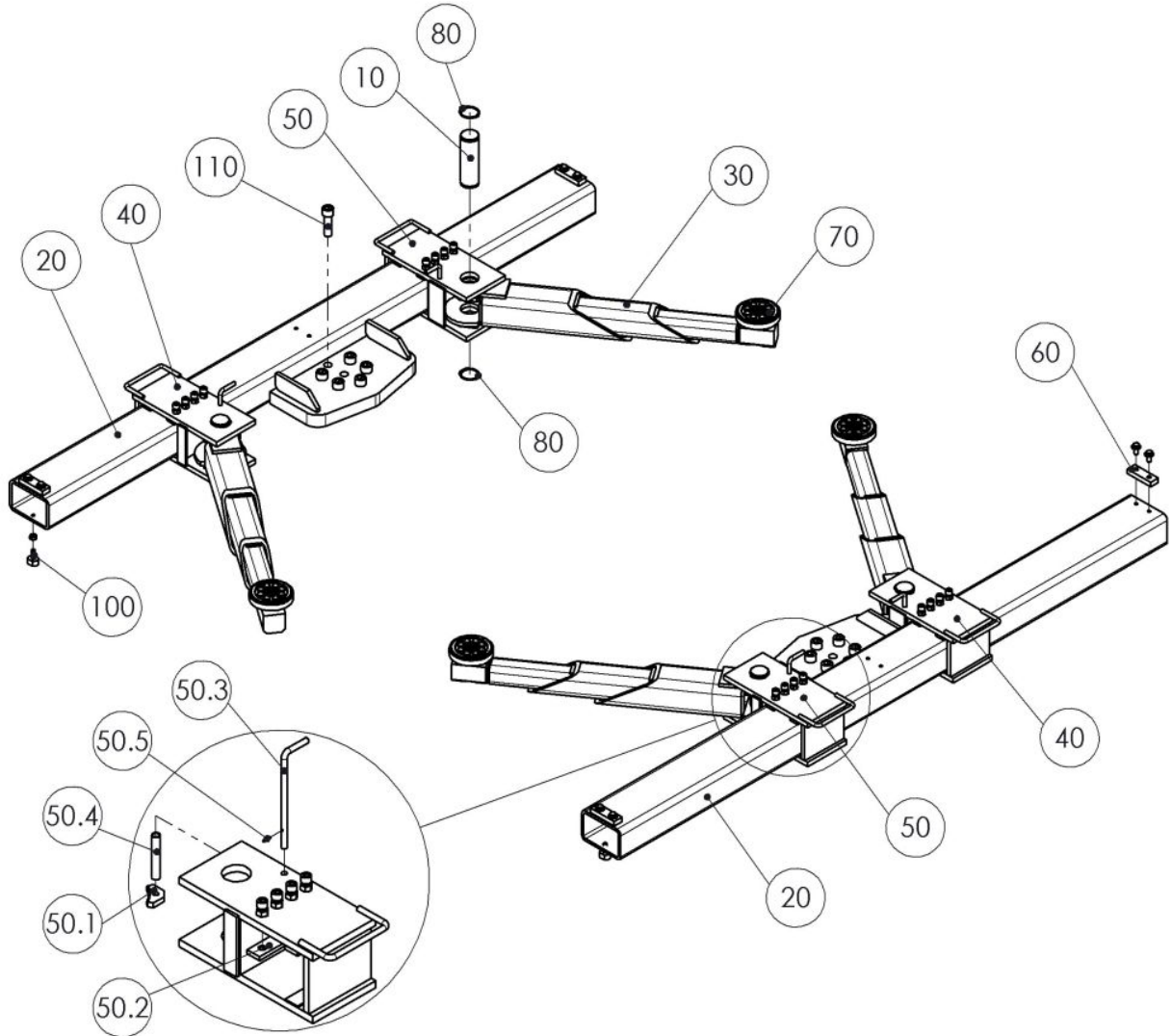
Item No.	Spare Part	Description	Article Number
	Swing Arm-Type Superstructure Assy	3.5 S	031082 00135 0
10	Swing Arm-Type Superstructure		031082 00088 0
20	Swing Arm		031022 00201 0
30	Support Disk		03 36 31260
40	Support Arm Pin		D-KX.35-220
50	Lock		D-KX.35-225
60	Pressure Spring		NFD.12012062
80	Support Knob		NSSTZN403202
90	Snap Ring	50x2	22 0471 050 1
100	Allen Screw	M20x70	22 0912 20070 2
120	Adjusting Foot		NGFBM10X 50Z
130	Plug		NSSTRGM2510-01H

2.3 Swing Arm-Type Superstructure (3.5t) S BMW / SG / SP / SPG



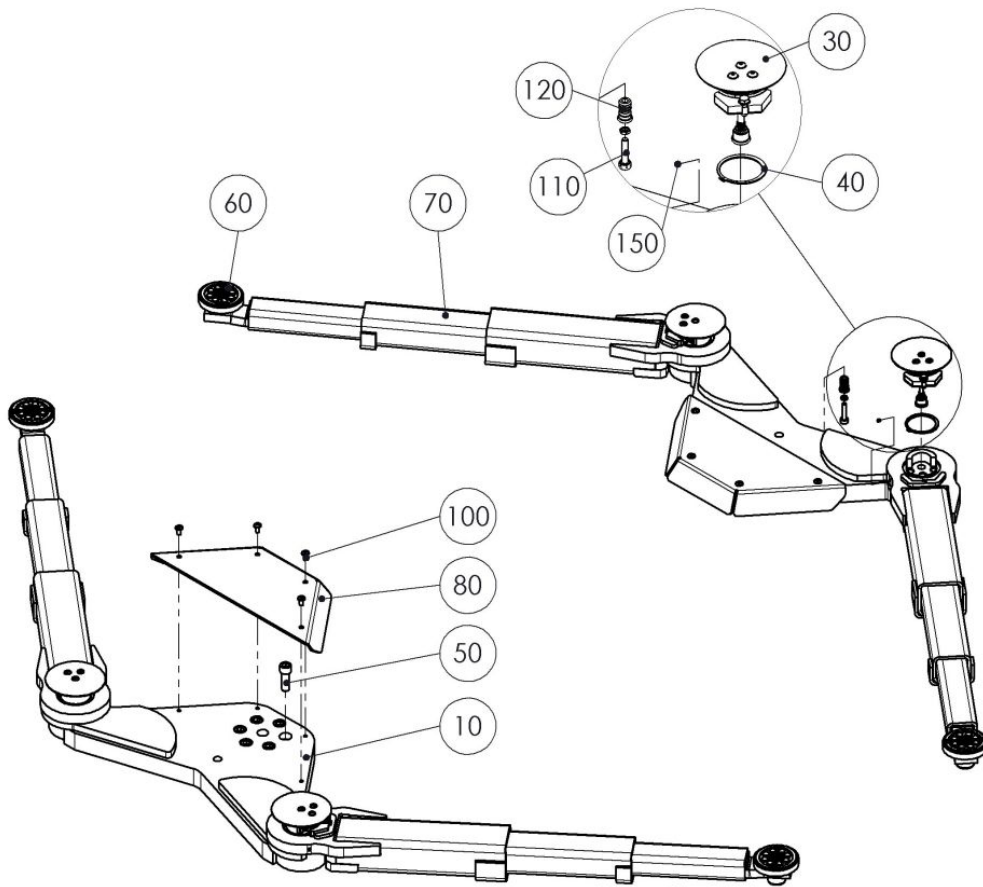
Item No.	Spare Part	Description	Article Number
	Swing Arm-Type Superstructure Assy	3.5 S BMW	031082 00294 0
	Swing Arm-Type Superstructure Assy	3.5 SG	031082 00268 0
	Swing Arm-Type Superstructure Assy	3.5 SP	031082 00269 0
	Swing Arm-Type Superstructure Assy	3.5 SPG	031082 00293 0
10	Swing Arm-Type Superstructure	S / SPG	031082 00292 0
	Swing Arm-Type Superstructure	SG / SP	031082 00267 0
20	Swing Arm	S / SG	031022 00201 0
	Telescopic Arm	SP / SPG	D-KX.30SP-20
30	Support Disk		03 36 31260
40	Support Arm Pin		D-KX.35-220
50	Lock		D-KX.35-225
60	Pressure Spring		NFD.12012062
80	Support Knob		NSSTZN403202
90	Snap Ring	50x2	22 0471 050 1
100	Allen Screw	M20x50	22 0912 20050 3
120	Adjusting Foot		NGFBM10X 50Z
130	Plug		NSSTRGM2510-01H

2.4 Swing Arm-Type Superstructure (3.2t) Repair Bench Bridge



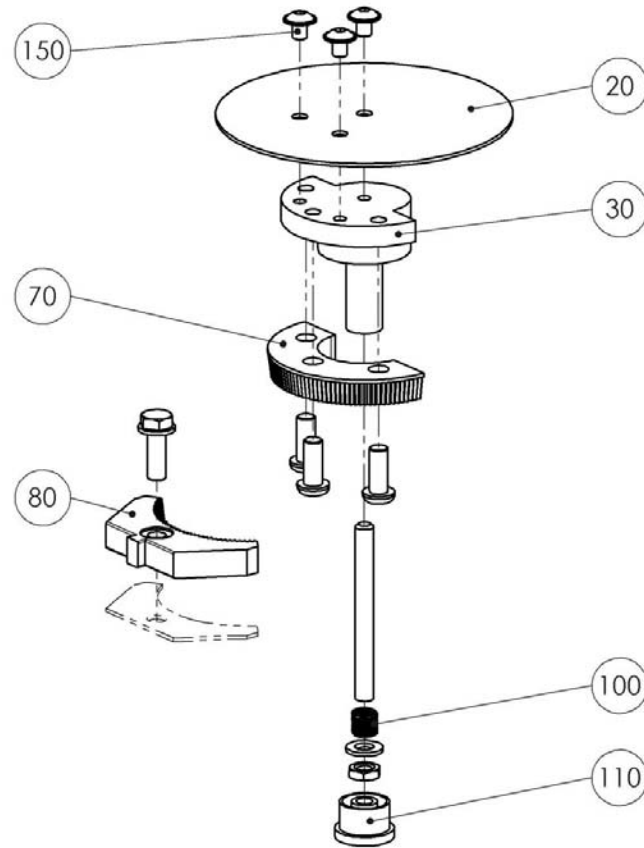
Item No.	Spare Part	Description	Article Number
	Swing Arm-Type Superstructure Assy	3.2 Repair Bench Bridge	031082 00150 0
10	Pin		02 32 26870
20	Transverse Beam		031082 00149 0
30	Support Arm		D-KXYM35-20
40	Support 1	with Lock	031052 00021 0
50	Support 2	with Lock	031052 00022 0
50.1	Gear Segment	also at Item No. 40	02 32 21220
50.2	Strip	also at Item No. 40	02 32 26745
50.3	Latch Release Rod	also at Item No. 40	02 32 26760
50.4	Pressure Spring	also at Item No. 40	02 32 26780
50.5	Dowel Pin	also at Item No. 40	22 1481 03016
60	Stop Plate		021052 00008 0
70	Support Disk		03 36 31260
80	Snap Ring	50x2	22 0471 050
100	Dowel Pin		31 6203
110	Allen Screw	M20x70	22 0912 20070 2

2.5 Swing Arm-Type Superstructure (4.0t) K



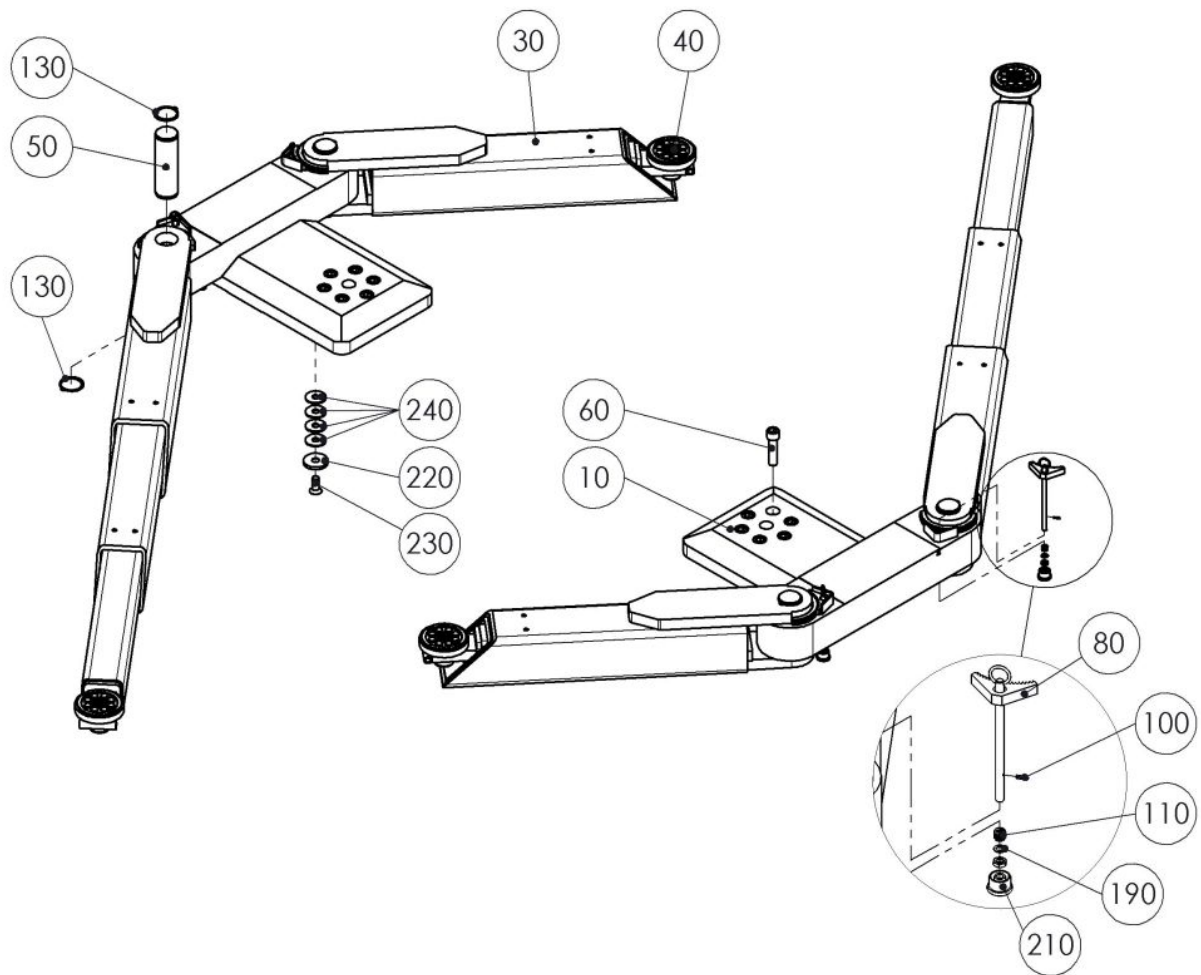
Item No.	Spare Part	Description	Tooltip	Article Number
	Swing Arm-Type Superstr. Assy	4.0 KS		031082 00048 0
10	Swing Arm-Type Superstructure			031082 00049 0
30	Lock		Section 2.5.1	031321 00009 0
40	Snap Ring	80x2,5		22 0471 080
50	Allen Screw	M20x60		22 0912 20060 3
60	Support Disk			03 36 31260
70	Support Arm			032321 00001 0
80	Cover Plate			021082 00166 0
100	Binding Head Screw	M10x20		23 3220
110	Adjusting Foot			NGFBM10X 50Z
120	Plug			NSSTRGM2510-01H
150	Lubricating Nipple			22 0455 1

2.5.1 Lock



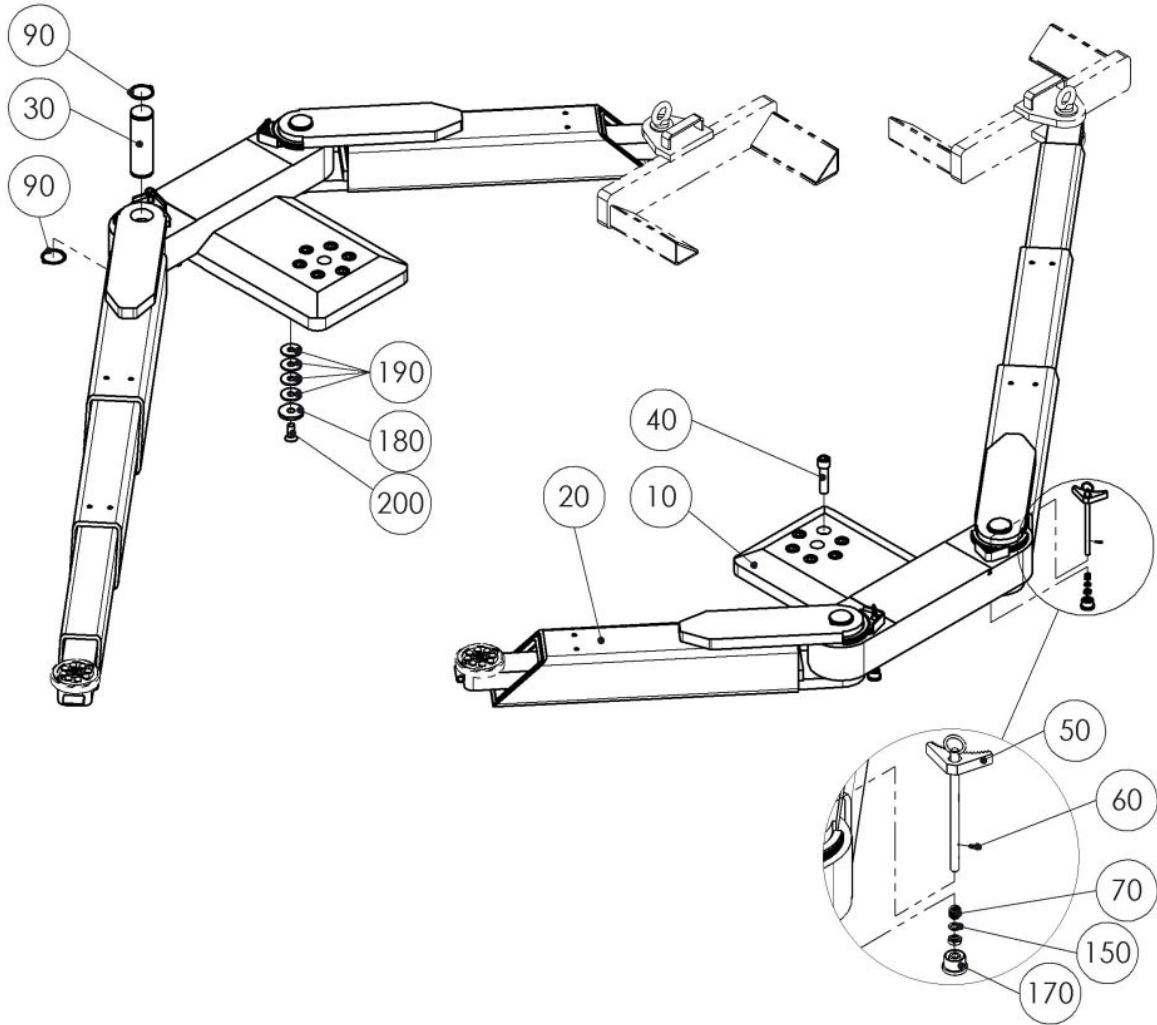
Item No.	Spare Part	Description	Article Number
20	Cover		021321 00018 0
30	Guide		021321 00019 0
70	Toothed Washer		23000014
80	Gear Segment		23000015
100	Pressure Spring		NFD.12012062
110	Support Knob		NSSTZN403202
150	Binding Head Screw	M8x10	23 3110

2.6 Swing Arm-Type Superstructure (5.0t) KS



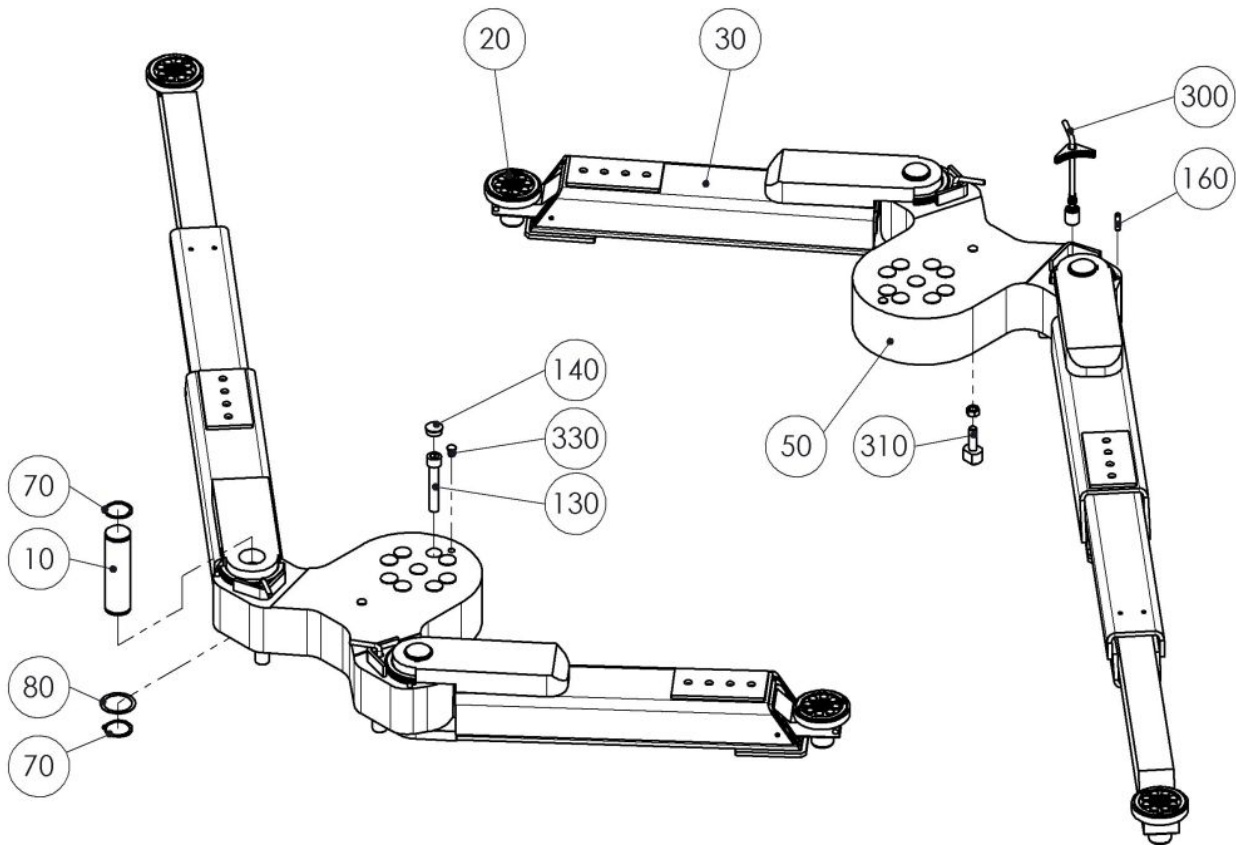
Item No.	Spare Part	Description	Article Number
	Swing Arm-Type Superstru. Assy	5.0 KS (VZ 972470)	031082 00204 0
	Swing Arm-Type Superstru. Assy	5.0 KS	031082 00205 0
	Swing Arm-Type Superstru. Assy	5.0 KS (VZ 972470 + VZ 971258)	031082 00206 0
	Swing Arm-Type Superstru. Assy	5.0 KS (VZ 971258)	031082 00207 0
10	Swing Arm-Type Superstructure		031082 00197 0
	Swing Arm-Type Superstructure	(VZ 972470)	031082 00198 0
30	Swing Arm		031022 00241 0
	Swing Arm	(VZ 971258)	031022 00243 0
40	Support Disk		03 36 31260
50	Axle Pin		021022 00145 0
60	Allen Screw	M20x80	22 0912 20080 2
80	Lock		031022 00246 0
100	Dowel Pin	3x16	22 1481 03016
110	Pressure Spring		NFD.12012062
130	Snap Ring	55x2	22 0471 055 1
190	Shim Ring	10x16x1	22 0988 101610
210	Support Knob		NSSTZN403202
220	Spacer Disk		021072 00031 0
230	Countersunk Screw	M16x40	22 7991 16040 3
240	Washer	A17	22 9021 16 7

2.7 Swing Arm-Type Superstructure (5.0t) KS w. Wheel Engaging Lift Support



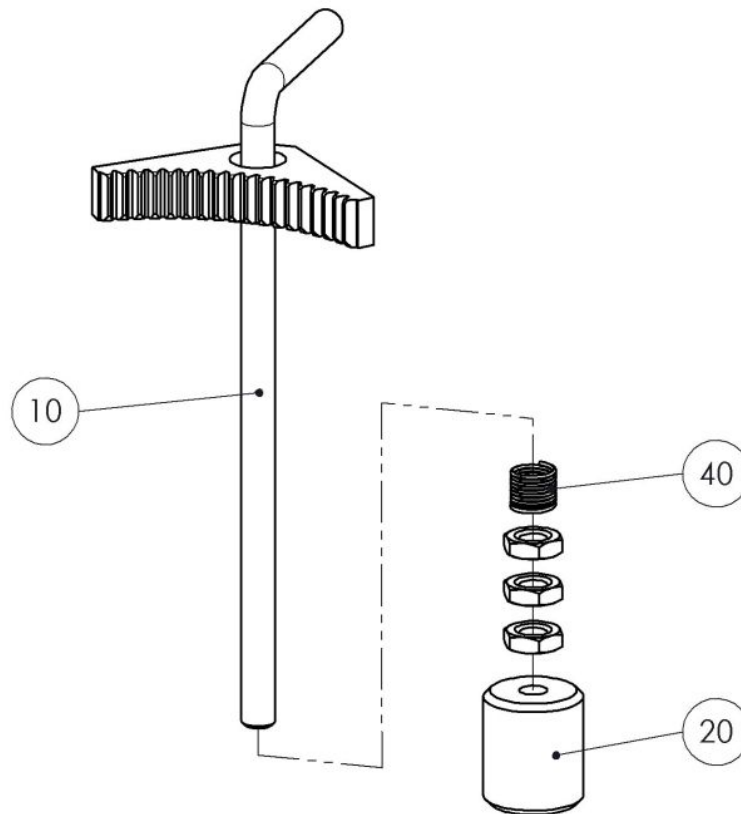
Item No.	Spare Part	Description	Article Number
	Swing Arm-Type Superstructure Assy	5.0 KS (VZ 972470)	031082 00213 0
	Swing Arm-Type Superstructure Assy	5.0 KS	031082 00214 0
10	Swing Arm-Type Superstructure		031082 00197 0
	Swing Arm-Type Superstructure	(VZ 972470)	031082 00198 0
20	Swing Arm		031022 00372 0
30	Axle Pin		021022 00145 0
40	Allen Screw	M20x80	22 0912 20080 2
50	Lock		031022 00246 0
60	Dowel Pin	3x16	22 1481 03016
70	Pressure Spring		NFD.12012062
90	Snap Ring	55x2	22 0471 055 1
150	Shim Ring	10x16x1	22 0988 101610
170	Support Knob		NSSTZN403202
180	Spacer Disk		021072 00031 0
190	Countersunk Screw	M16x40	22 7991 16040 3
200	Washer	A17	22 9021 16 7

2.8 Swing Arm-Type Superstructure (6.5t) KS



Item No.	Spare Part	Description	Tooltip	Article Number
	Swing Arm-Type Superstructure Assy	6.5 KS		031082 00081 0
10	Pin			021082 00050 0
20	Support Disk			031022 00341 0
30	Swing Arm			031082 00078 0
50	Support			031082 00080 0
70	Snap Ring	55x2		22 0471 055 1
80	Shim Ring	60x75x1		22 0988 607510
130	Allen Screw	M20x120		22 0912 20120 2
140	Plug			31 5033
160	Cylinder Pin	10x40		22 6325 10040
300	Lock		Section 2.8.1	031022 00264 0
310	Dowel Pin	M16x55		31 6208
330	Plug			31 5012

2.8.1 Lock





Item No.	Spare Part	Description	Article Number
10	Lock	with Bar	031022 00263 0
20	Support Knob		021082 00158 0
40	Pressure Spring		NFD.12012062

2.9 Swing Arm Options

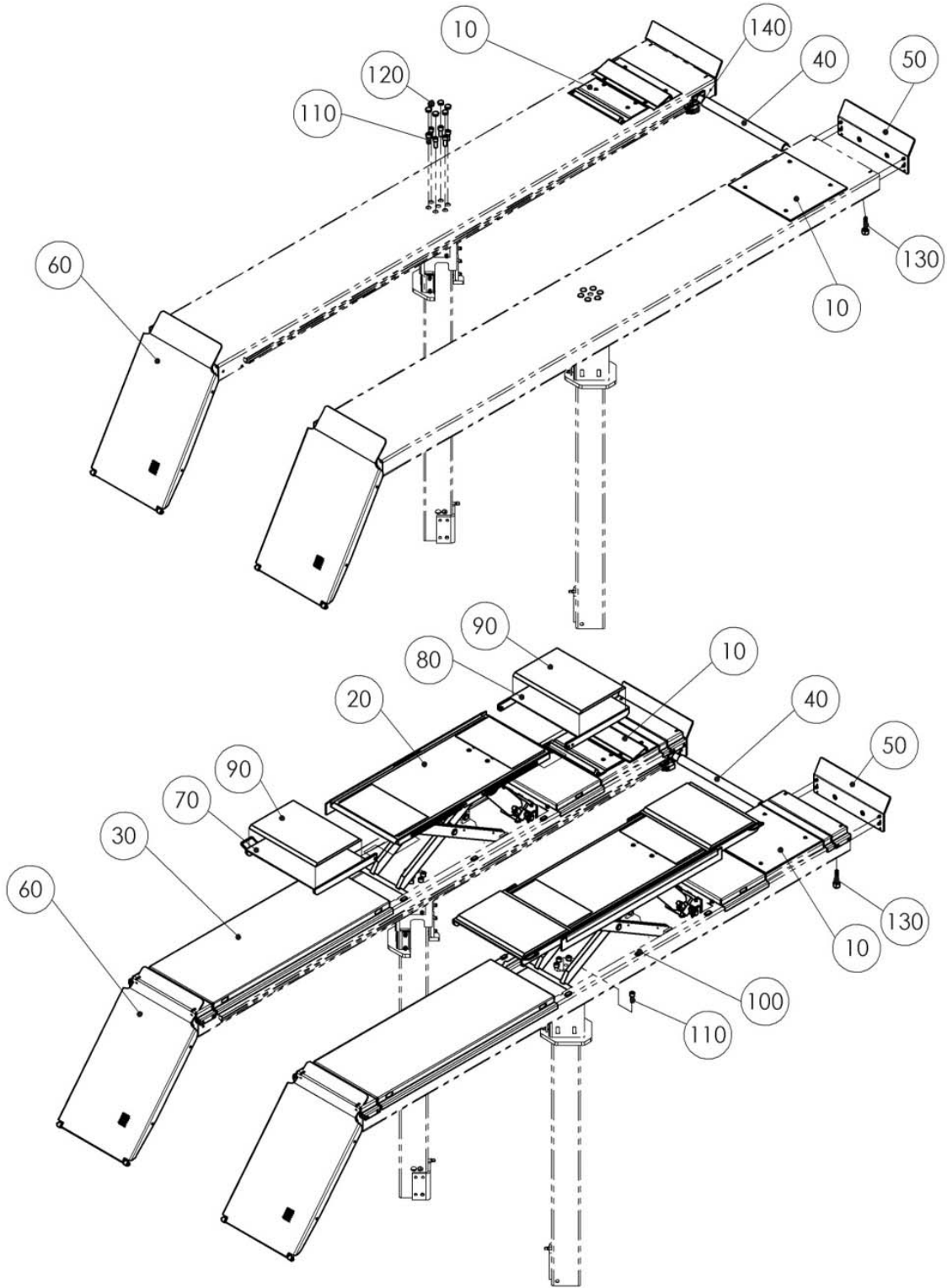
Item No.	Spare Part	Description	Article Number	Thumbnail
10	Swing Arm Options		03 36 31260	
10.1	Support Disk	Standard	17 2023 01	
10.2	Rubber Pad	ø120mm	03 36 31065	
20	Adapter Thread	60mm	031087 00003 0	
30	Wheel Nut Tray	MAHA	030470 00065 0	
40	Storage Tray	f. Support Height Extensions	19 1050	
50	Lashing Strap	4.0m	03 36 31180	

Item No.	Spare Part	Description	Article Number	Thumbnail
50.1	Special Prism Support	MB 100	02 36 18500	
50.2	PA-Prism		03 36 31065	
60	Adapter Thread	60mm	03 36 31200	
60.1	Special Prism Support	MB 463/460	02 28 18410	
60.2	PE-Prism		03 36 31055	
70	Adapter Thread	50mm	03 36 31210	
70.1	Support Disk	Porsche Cayenne, SMART	17 2024	

Item No.	Spare Part	Description	Article Number	Thumbnail
80	Rubber Pad	ø100mm	VZ 975050	
90	Non-Skid Device	f. Transporter	030360 00025 0	
90.1	Support Arbor		020360 00042 0	
100	PA-Support		03 36 31015	
110	Support Disk Extension	50mm	03 36 31020	
120	Support Disk Extension	100mm	03 36 31024	
130	Support Disk Extension	150mm	03 36 31027	

Item No.	Spare Part	Description	Article Number	Thumbnail
140	Support Disk Extension	200mm	031082 00136 0	
140.1	Support	MB G-class	021082 00071 0	

3 Runways



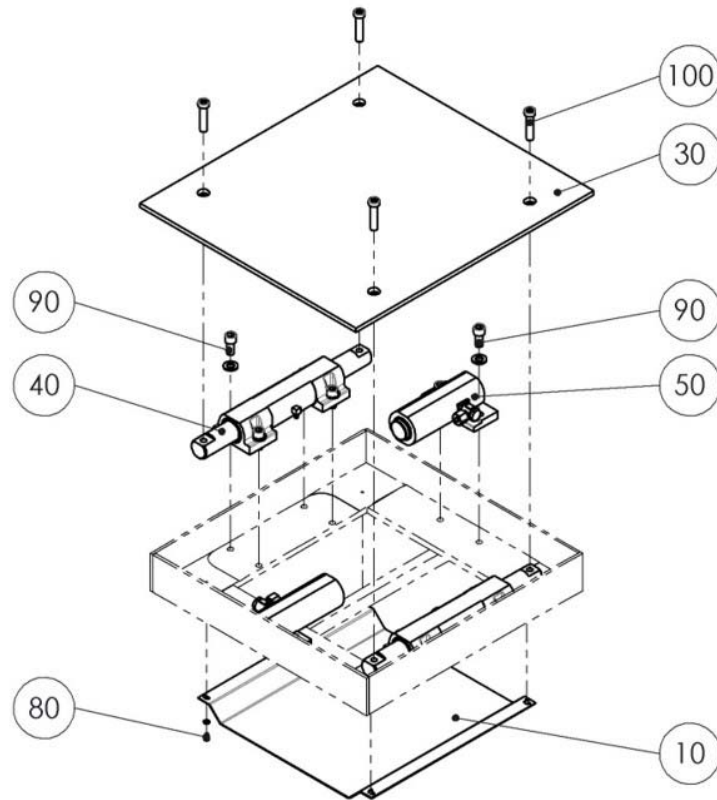
Item No.	Spare Part	Description	Tooltip	Article Number
10	PMS 3/XL	without Hinged Cover	Section 3.2.1	031052 00031 0
	PMS 3/XL	with Hinged Cover	Section 3.2.2	031052 00032 0
	Pneu. Components	f. PMS 3/XL Airbag	Section 3.2.3	031052 00034 0
	PMS 3/X	Divided	Section 3.2.4	031052 00033 0
	PMS SSA 4000		Section 3.2.5	030080 00724 0
20	Wheel-Free Jack		Section 3.3	031082 00154 0
30	Compensation Set		Section 3.5	
40	Cross Member 3.5t		Section 5.1.1	03 32 33157
	Cross Member 3.5t	ground level, without Synchronization	Section 5.1.2	031320 00145 0
	Cross Member 3.5t	ground level, with Synchronizat.	Section 5.1.2	031320 00150 0
	Cross Member 5.0t	950mm	Section 5.1.3	030300 00001600
	Cross Member 5.0t	Synchroniz., w. Compens. Set	Section 5.1.2	030300 00038 0
	Cross Member 5.0t	Synchroniz., w/o Compens. Set	Section 5.1.2	030300 00039 0
	Cross Member	(Modul) overlay		031320 00617 0
50	Roll-Off Protection		Section 5.2	031082 00141 0
60	Approach Ramp		Section 5.2	03 08 24048
70	Extension	at Compensating Plates		030080 14000300
	Extension			030080 14000100
80	Extension	at Compensating Plates		030080 14000400
	Extension			030080 14000200
90	Support Rubber			02 08 42180
100	Rubber Pad	at Compensating Plates		17 2055 1
	Rubber Pad			17 2055
110	Allen Screw	M20x50		22 0912 20050 3
120	Plug			31 5033
130	Dowel Pin			31 6210
140	Parking Position	Axle Jack		031082 00262 0

3.1 Pneumatic Components (Runways)

Item No.	Spare Part	Description	Article Number	Thumbnail
10	Threaded Elbow Joint	1/4"	27 4650	
20	Straight Fitting	G 8 L	27 6437	
30	Screw Connection	W 8 L	27 6580	
40	Bulkhead Connection		28 8071 0603	
50	Quick Coupler		28 8092 0406	
60	Threaded Elbow Joint		28 9120	
70	Plug		31 5183	

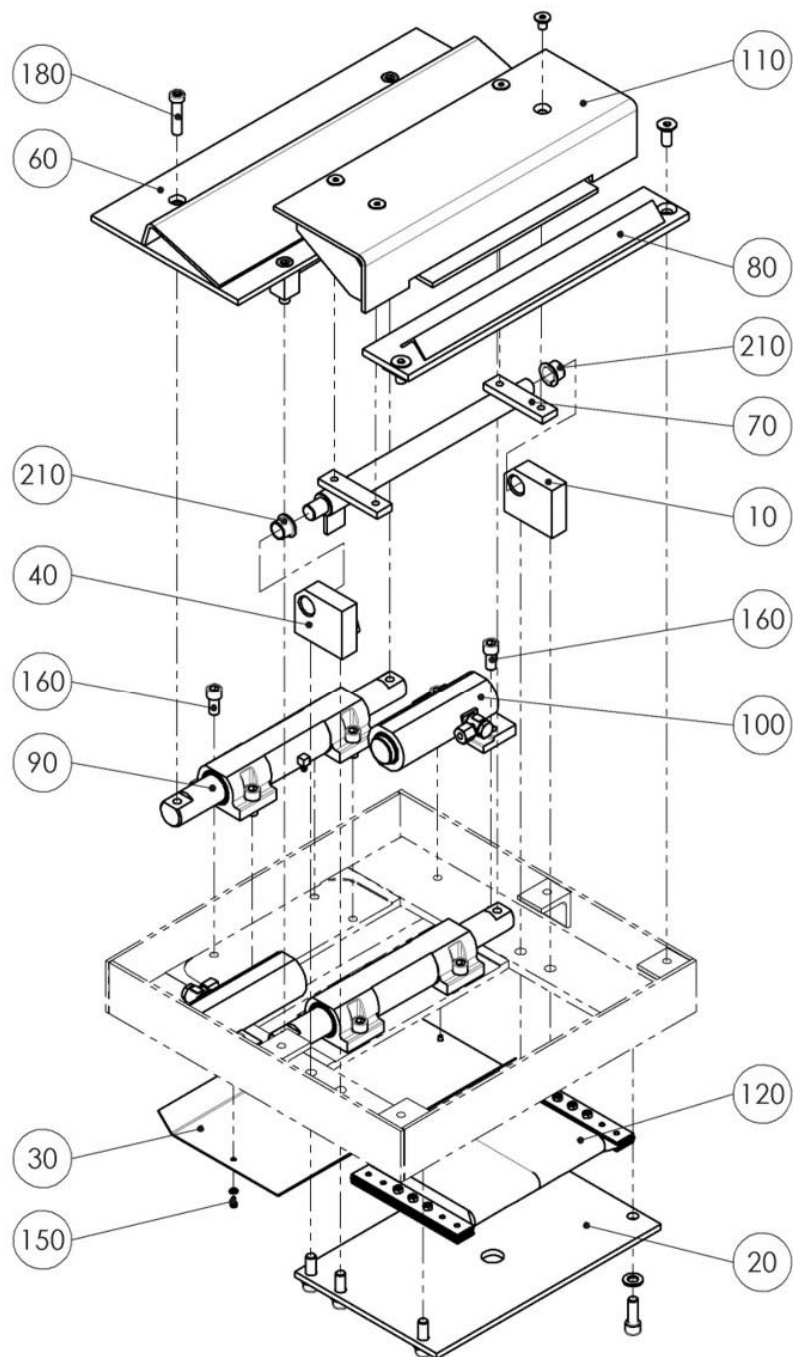
3.2 Axle Play Detector

3.2.1 PMS 3/XL, without Hinged Cover





Item No.	Spare Part	Description	Article Number
10	Cover		02 08 20640
30	Cover		03 01 2040
40	Guide		03 01 4020
50	Cylinder		03 01 4056
80	Allen Screw	M5x8	22 0084 05008 1
90	Allen Screw	M12x25	22 0912 12025 14
100	Allen Screw	M12x50	22 6912 12050 1

3.2.2 PMS 3/XL, with Hinged Cover



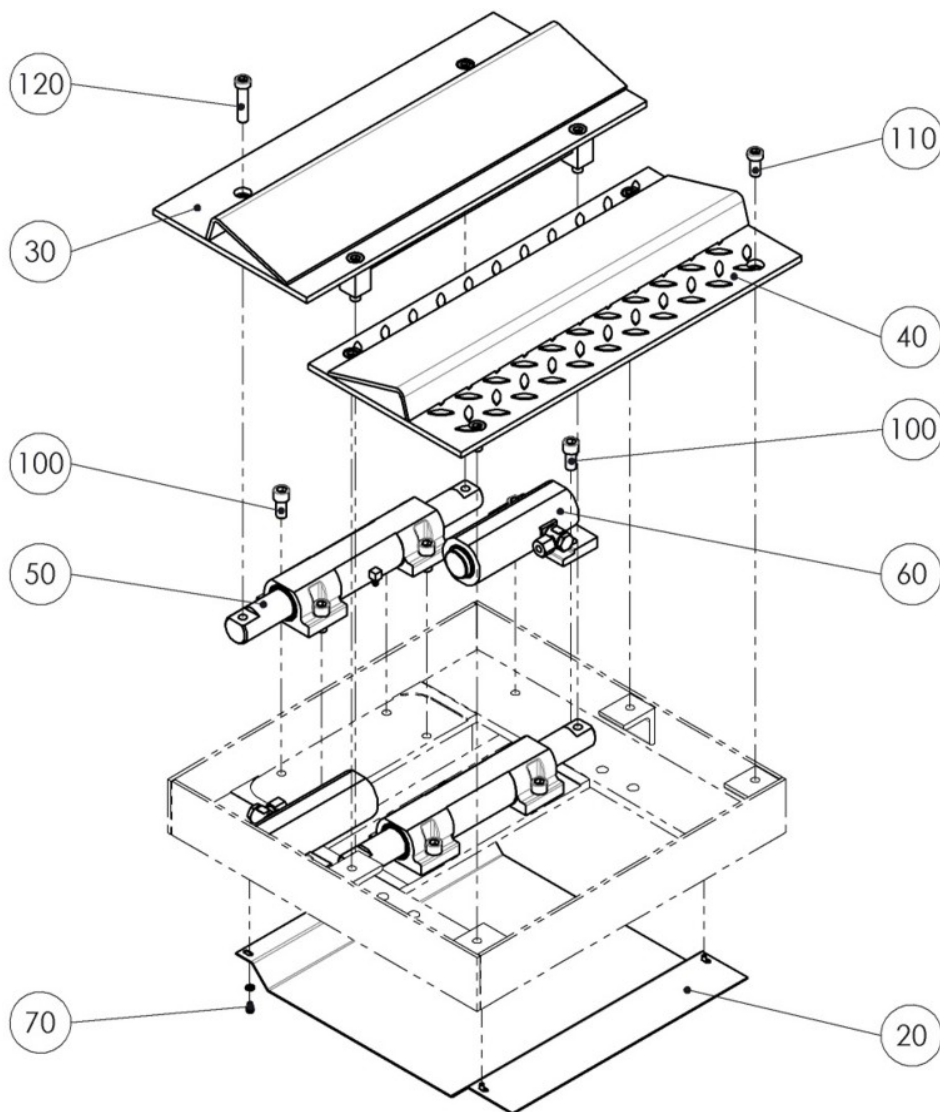
Item No.	Spare Part	Description	Article Number
10	Bearing Bracket		02 01 0500
20	Airbag Plate		02 01 9190
30	Cover Plate		021052 00016 0
40	Bearing Bracket		03 01 0010
60	Cover		03 01 2060
70	Hinge		03 01 2805
80	Stop		03 01 2820
90	Guide		03 01 4020
100	Cylinder		03 01 4056
110	Hinged Cover		03 01 9200
120	Pneumatic Clamping Cushion		17 0035
150	Allen Screw	M5x8	22 0084 05008 1
160	Allen Screw	M12x25	22 0912 12025 14
180	Allen Screw	M12x50	22 6912 12050 1
210	Friction Bearing		24 1723 1

3.2.3 Pneumatic Components f. PMS 3/XL (Airbag)

Item No.	Spare Part	Description	Article Number	Thumbnail
10	Pipe Clamp		27 3694	
20	Solenoid Valve		28 4150	
30	Pressure Reducing Valve	0-8bar	28 5505	
40	Wall Holder	f. Pressure Reducing Valve	28 5505 1	
50	Rapid Bleeder Valve		28 5800	
60	PVC Seal		28 6500	
70	Silencer	1/8"	28 8165 0200	

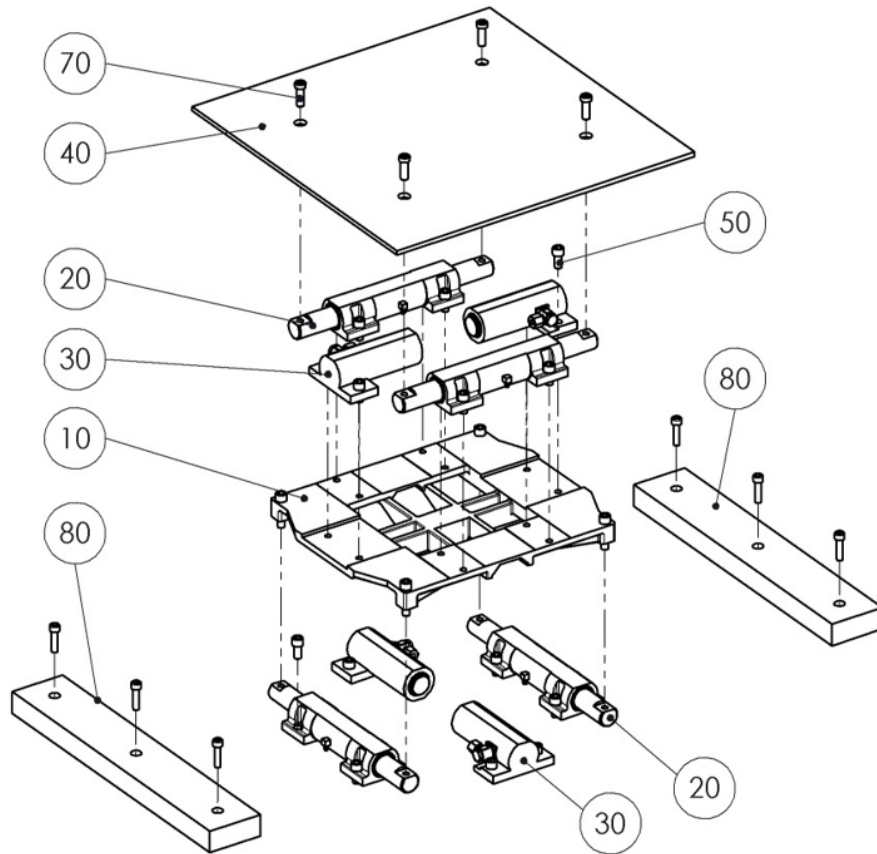
Item No.	Spare Part	Description	Article Number	Thumbnail
80	T-Fitting	KQT	28 9035	
90	Straight Fitting	KQH G1/4	28 9105	
100	Threaded Elbow Joint	KQL G1/4	28 9120	
110	Screwed Angle	KQL	28 9126	
120	Solenoid Valve Connector	with Cable, Type B	53 2167	

3.2.4 PMS 3/X, Divided



Item No.	Spare Part	Description	Article Number
20	Cover		021082 00148 0
30	Cover		03 01 2060
40	Cover		03 01 2070
50	Guide		03 01 4020
60	Cylinder		03 01 4056
70	Allen Screw	M5x8	22 0084 05008 1
100	Allen Screw	M12x25	22 0912 12025 14
110	Allen Screw	M12x25	22 6912 12025 1
120	Allen Screw	M12x50	22 6912 12050 1

3.2.5 PMS SSA 4000





Item No.	Spare Part	Description	Article Number
10	Centre Plate		02 01 4000
20	Guide		03 01 4020
30	Cylinder		03 01 4056
40	Cover		030080 00723 0
50	Allen Screw	M12x25	22 0912 12025 14
70	Allen Screw	M12x35	22 6912 12035
80	Guide		02 08 70275








3.2.6 Accessories (Axle Play Detector)





Item No.	Spare Part	Description	Article Number	Thumbnail
10	Radio Torch		67 FUHA	
10.1	Storage Battery	14.4V	52 2241	
10.2	Battery Charger	f. Radio Hand Lamp	52 2242	
20	Control Block		26000030	
20.1	Pressure Control Valve	DB4E	26 H 3260565	
20.2	Solenoid Coil	24V DC; Type:50	26000057	
20.3	4/2 Directional Control Valve		26000061	

Item No.	Spare Part	Description	Article Number	Thumbnail
30	Solenoid Valve	with Cable	61 STEM MAVT V2	
40	Hand Lamp	5 Switches	67 R320 HX	
50	Solenoid Coil	24 VDC	26000106	
60	Seat Valve	w/o Nut	26000123	
70	Wall Holder	Hand Lamp	02 01 8055	
80	Cable Holder		02 02 9160	
90	Directional Control Valve	N.D.7450	26 1101	

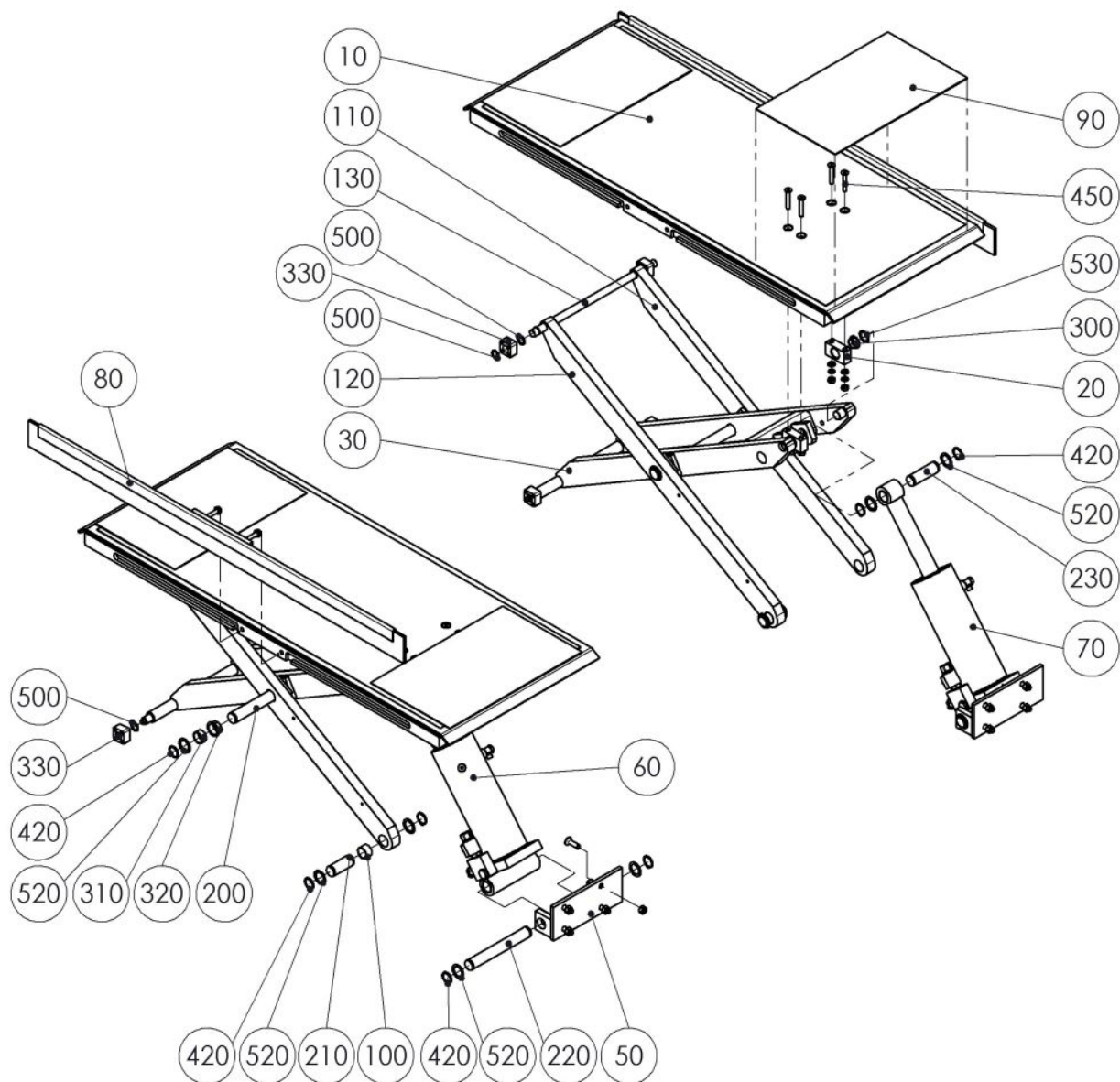
Item No.	Spare Part	Description	Article Number	Thumbnail
100	Directional Control Valve		26 1115	
110	Pressure Control Valve		26 1505	
120	Trottle Valve		26 2550	
130	Stauff Clamp	108 PP	27 3600	
140	Stauff Clamp	108/08 PP	27 3605	
150	Stauff Clamp	AG	27 3645	
160	Screw Plug	R 1/4"	27 4751	

Item No.	Spare Part	Description	Article Number	Thumbnail
170	Screw Connection	EVL 8 L	27 6430	
180	Screw Connection	EVT 8 L	27 6433	
190	Screw Connection	EVW 8 L	27 6435	
200	Straight Fitting	G 8 L	27 6437	
210	Straight Fitting	GE 8 LR 1/4"	27 6461	
220	Straight Fitting	GE 8 LR 3/8"	27 6462	
230	Screw Connection	SVW 8 LR	27 6541	

Item No.	Spare Part	Description	Article Number	Thumbnail
240	Screw Connection	T 8 L	27 6553	
250	Screw Connection	W 8 L	27 6580	
260	Casing		27 6614	
270	Straight Fitting	G	27 6637	
280	Straight Fitting	GR	27 6671	
290	Tube Projectile	5mm	31 5305	
300	Tube Projectile	7mm	31 5307	

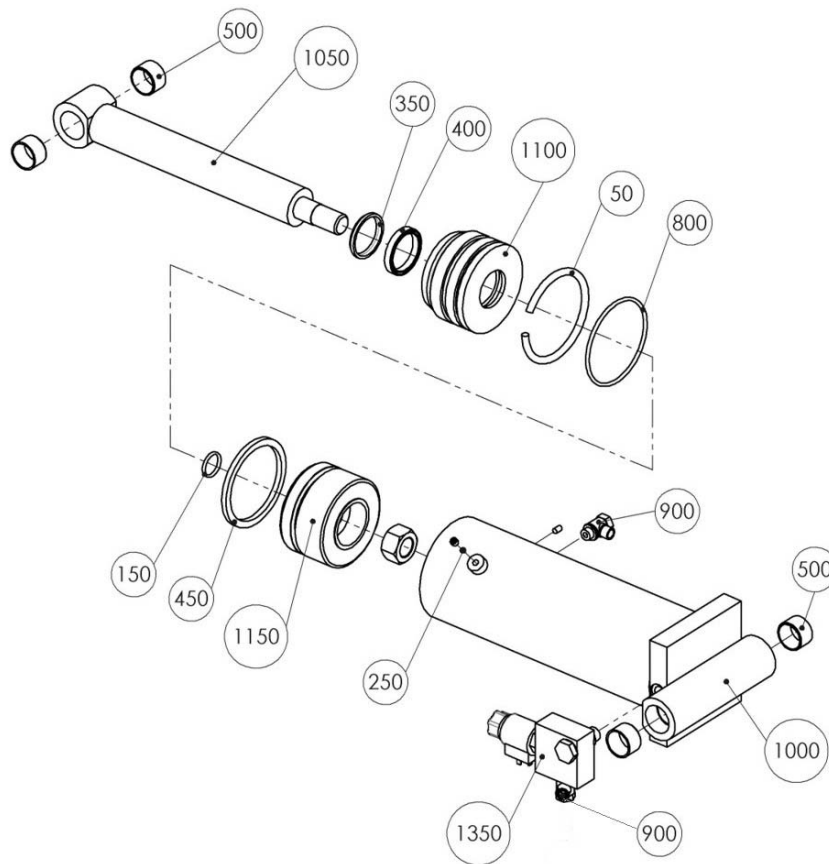
Item No.	Spare Part	Description	Article Number	Thumbnail
310	Eprom		52 1028	
320	Support	14-pin	53 0005	
330	HP Hose	450mm lg.	27 0621 045	
340	HP Hose	500mm lg.	27 0621 050	
350	HP Hose	550mm lg.	27 0621 055	
360	HP Hose	800mm lg.	27 0621 080	
370	HP Hose	850mm lg.	27 0621 085	
380	HP Hose	1000mm lg.	27 0621 100	
390	HP Hose	1200mm lg.	27 0621 120	
400	HP Hose	1300mm lg.	27 0621 130	
410	HP Hose	1700mm lg.	27 0621 170	
420	HP Hose	1750mm lg.	27 0621 175	
430	HP Hose	3000mm lg.	27 0621 300	
440	HP Hose	2200mm lg.	27 0622 220	
450	HP Hose	2800mm lg.	27 0622 280	

3.3 Wheel-Free Jack



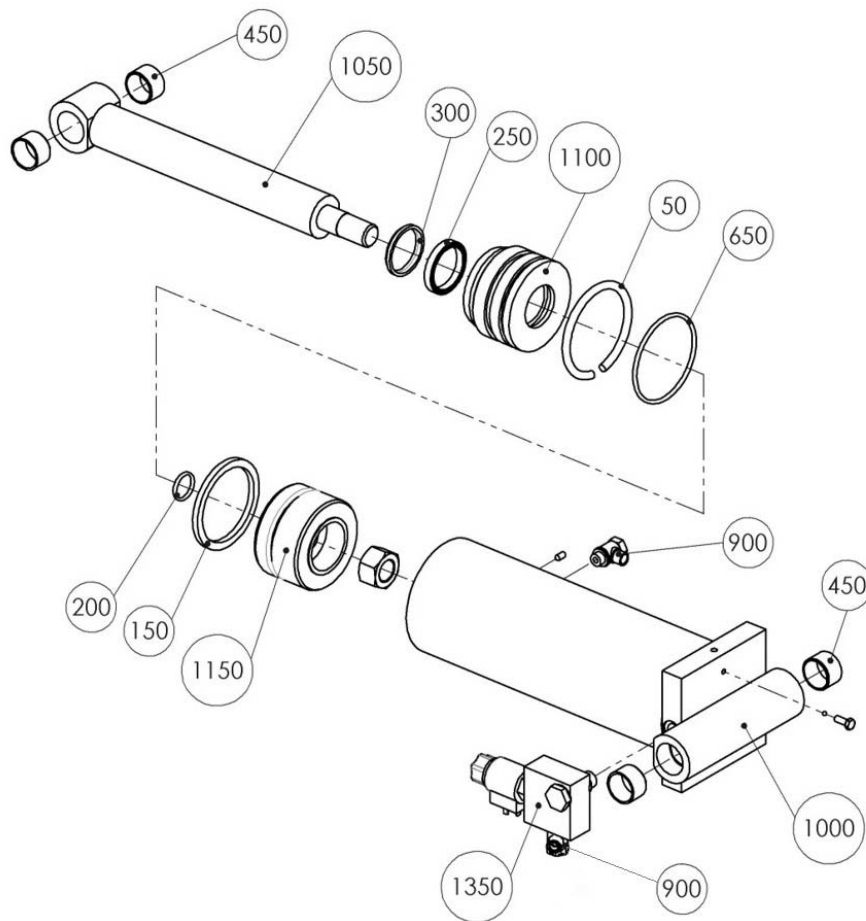
Item No.	Spare Part	Description	Tooltip	Article Number
10	Upper Plate			030080 14001600
20	Bearing Bracket			02 08 42012
30	Inner Scissors			031082 00017 0
50	Cylinder Support			03 08 21030
60	Master Cylinder		Section 3.3.1	03 32 25020
70	Slave Cylinder		Section 3.3.2	03 32 25030
80	Safety Strip			03 08 42130
90	Rubber Pad			17 2058
100	Friction Bearing			24 1730
110	Scissors Arm			03 08 31012
120	Scissors Arm			03 08 31017
130	Shaft			02 08 31062
200	Shaft	385lg.		02 08 31068
210	Shaft	77lg.		02 08 31070
220	Shaft	223lg.		02 08 31075
230	Shaft	96lg.		02 08 55015
300	Friction Bearing			24 1725 3
310	Friction Bearing			24 1730 2
320	Friction Bearing			24 1728 1
330	Slider Block			31 6040
420	Snap Ring	30x1.5		22 0471 030
450	Countersunk Screw	M10x60		22 7991 10060 3
500	Shim Ring	20x28x1		22 0988 202810
520	Shim Ring	30x42x1		22 0988 304210
530	Shim Ring	25x35x1		22 0988 253510

3.3.1 Master Cylinder



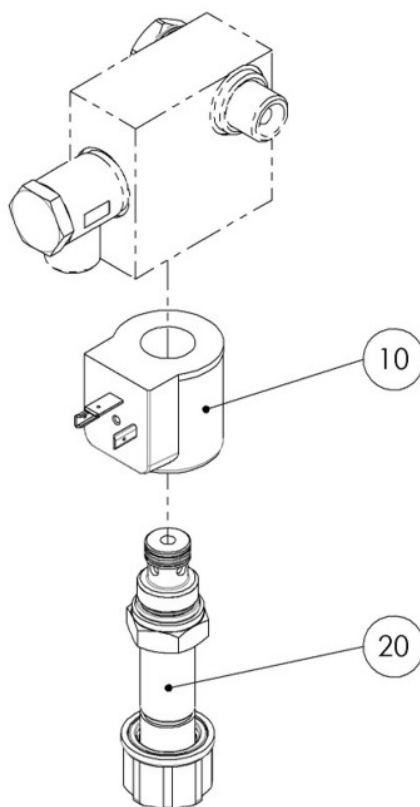
Item No.	Spare Part	Description	Tooltip	Article Number
50	Spring Washer			23 9380 107
150	O-Ring	ø25x3		27 2025 030 90
250	Steel Ball			23 0506
350	Scraper Ring	ø45x53x7		27 3045
400	Piston Rod Seal	ø45x55x7.3		27 4045 1
450	Set Of Piston Seals	ø105x89.5x6.3		27 4105 2
500	Friction Bearing			24 1730 1
800	O-Ring	ø97x4		27 2097 040 70
900	Screw Connection			27 6541
1000	Cylinder Tube			03 08 60116
1050	Piston Rod			03 08 60300
1100	Shaft			02 08 61055
1150	Piston			02 08 61151
1350	Cylinder Connection		Section 3.3.3	26000094

3.3.2 Slave Cylinder



Item No.	Spare Part	Description	Tooltip	Article Number
50	Spring Washer			23 9380 097
150	Set Of Piston Seals	ø95x79.5x6.3		27 4095 2
200	O-Ring	ø25x3		27 2025 030 90
250	Piston Rod Seal	ø45x55x7.3		27 4045 1
300	Scraper Ring	ø45x53x7		27 3045
450	Friction Bearing			24 1730 1
650	O-Ring	ø88x4		27 2088 040 70
900	Screw Connection			27 6541
1000	Cylinder Tube			03 08 60166
1050	Piston Rod			03 08 60300
1100	Shaft			02 08 61005
1150	Piston			02 08 61101
1350	Cylinder Connection		Section 3.3.3	26000094

3.3.3 Cylinder Connection



Item No.	Spare Part	Description	Article Number
10	Solenoid Coil	24 VDC	26000106
20	2/2 Directional Control Valve		26000201

3.4 Hydraulic System - PMS/RFH

Item No.	Spare Part	Description	Article Number	Thumbnail
10	Control Block		26000030	
10.1	Pressure Control Valve	DB4E	26 H 3260565	
10.2	Solenoid Coil	24V DC; Type:50	26000057	
10.3	4/2 Directional Control Valve		26000061	
20	Accessories (Cross Member)	Wheel-Free Jack	031082 00138 0	
20.1	Plug		021082 00082 0	
30	Accessories (Cross Member)	Wheel-Free Jack + Axle Play Detector	031082 00139 0	

Item No.	Spare Part	Description	Article Number	Thumbnail
40	Solenoid Coil	24 VDC	26000106	
50	Seat Valve	w/o Nut	26000123	
60	Casing		27 6614	
70	Directional Control Valve	N.D.7450	26 1101	
80	Directional Control Valve		26 1115	
90	Pressure Control Valve		26 1505	
100	HP Hose	850mm	27 0621 085	

Item No.	Spare Part	Description	Article Number	Thumbnail
110	HP Hose	1000mm	27 0621 100	
120	HP Hose	1200mm	27 0621 120	
130	HP Hose	1300mm	27 0621 130	
140	HP Hose	1700mm	27 0621 170	
150	HP Hose	2800mm	27 0622 280	
160	Stauff Clamp	108 PP	27 3600	
170	Stauff Clamp	108/08 PP	27 3605	







Item No.	Spare Part	Description	Article Number	Thumbnail
180	Stauff Clamp	AG	27 3645	
190	Screw Plug	R 1/4"	27 4751	
200	Screw Connection	EVL 8 L	27 6430	
210	Screw Connection	EVT 8 L	27 6433	
220	Screw Connection	EVW 8 L	27 6435	
230	Straight Fitting	G 8 L	27 6437	
240	Straight Fitting	GE 8 LR 1/4"	27 6461	

Item No.	Spare Part	Description	Article Number	Thumbnail
250	Screw Connection	SVW 8 LR	27 6541	
260	Screw Connection	T 8 L	27 6553	
270	Screw Connection	W 8 L	27 6580	
280	Solenoid Valve	with Cable	61 STEM MAVT V2	

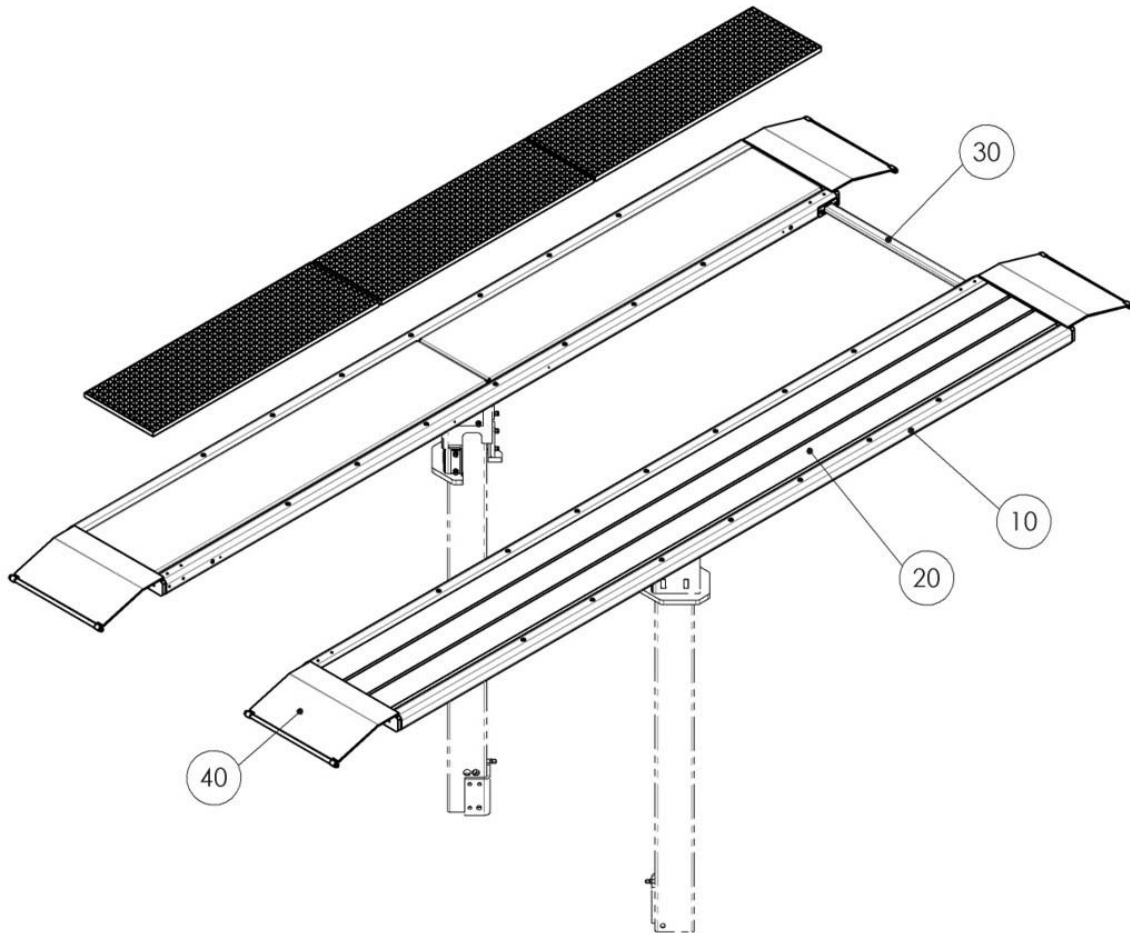
3.5 Compensation Set

Note: Item No. 10 - 130 are powder coated, not granulate coated!

Item No.	Spare Part	Description	Article Number	Thumbnail
10	Ramp Holder	at Slide Plate	031082 00022 0	
20	Ramp Holder	at Axle Play Detector	031082 00023 0	
30	Compensating Plate	65mm	03 08 25801	
40	Compensating Plate	100mm	03 08 25811	
50	Compensating Plate	140mm	03 08 25821	
60	Compensating Plate	150mm	03 08 25411	
70	Compensating Plate	200mm	03 08 25831	

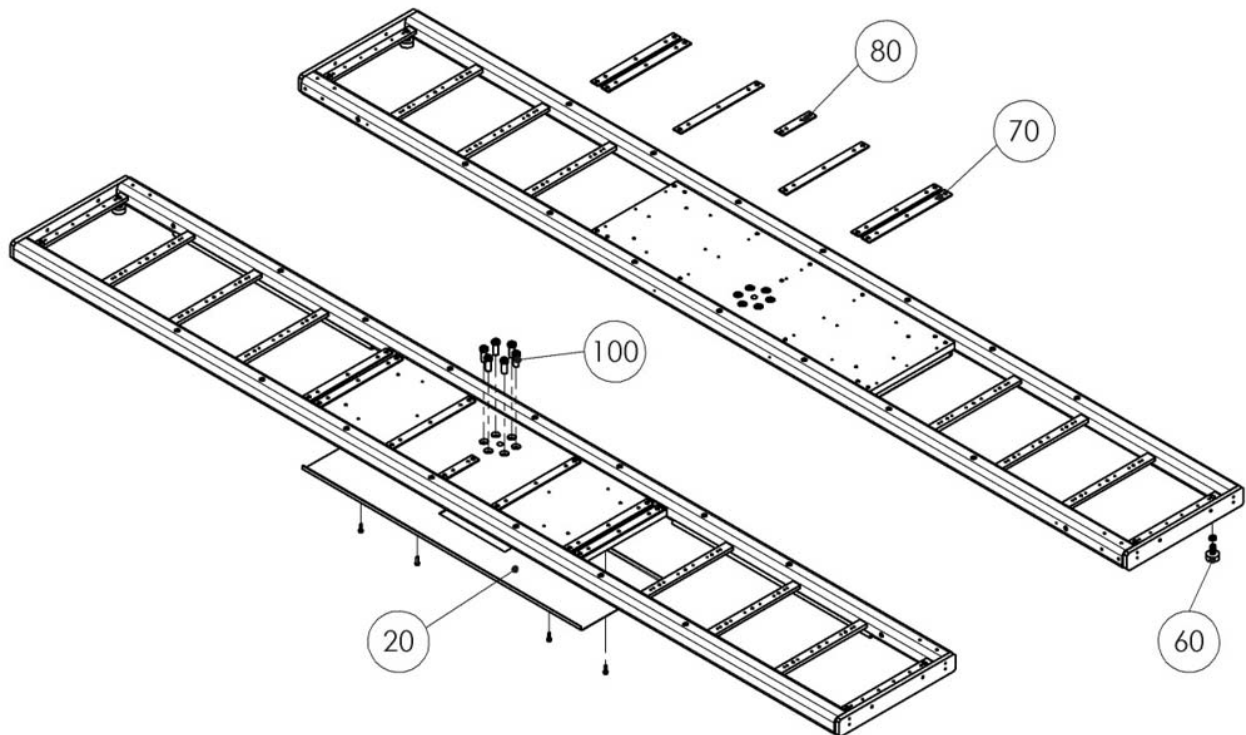
Item No.	Spare Part	Description	Article Number	Thumbnail
80	Compensating Plate	280mm	03 08 25851	
90	Compensating Plate	300mm	03 08 25861	
100	Compensating Plate	400mm	03 08 25871	
110	Compensating Plate	1165mm	03 08 25521	
120	Compensating Plate	1460mm	03 08 25921	
130	Compensating Plate	1575mm	03 08 25551	

4 Modular Runways



Item No.	Spare Part	Description	Tooltip	Article Number
10	Drive-On Rail		Section 4.1	031082 00163 0
20	Inlay Plate	Set		031082 00210 0
	Inlay Plate			031082 00165 0
	Grating	Set		031082 00211 0
	Grating	1470mm lg.		23000368
	Grating	1380mm lg.		23000369
	Wooden Board	Set		03108200212 0
	Wooden Board	Bankirai		HP.0251404340
30	Cross Brace			031320 00616 0
40	Approach Ramp		Section 5.2	031320 00620 0

4.1 Drive-On Rail

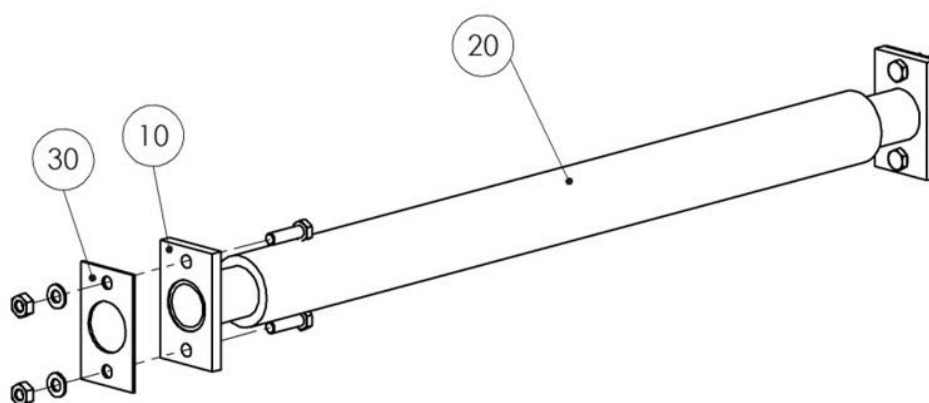


Item No.	Spare Part	Description	Article Number
10	Drive-On Rail		031082 00161 0
20	Cover Plate		021052 00006 0
60	Adjusting Foot		NGF.M16X60Z
70	Compensating Plate	440mm	021320 00634 0
80	Compensating Plate	180mm	021320 00635 0
100	Allen Screw	M20x50	22 6912 20050 2

5 Runway Accessories

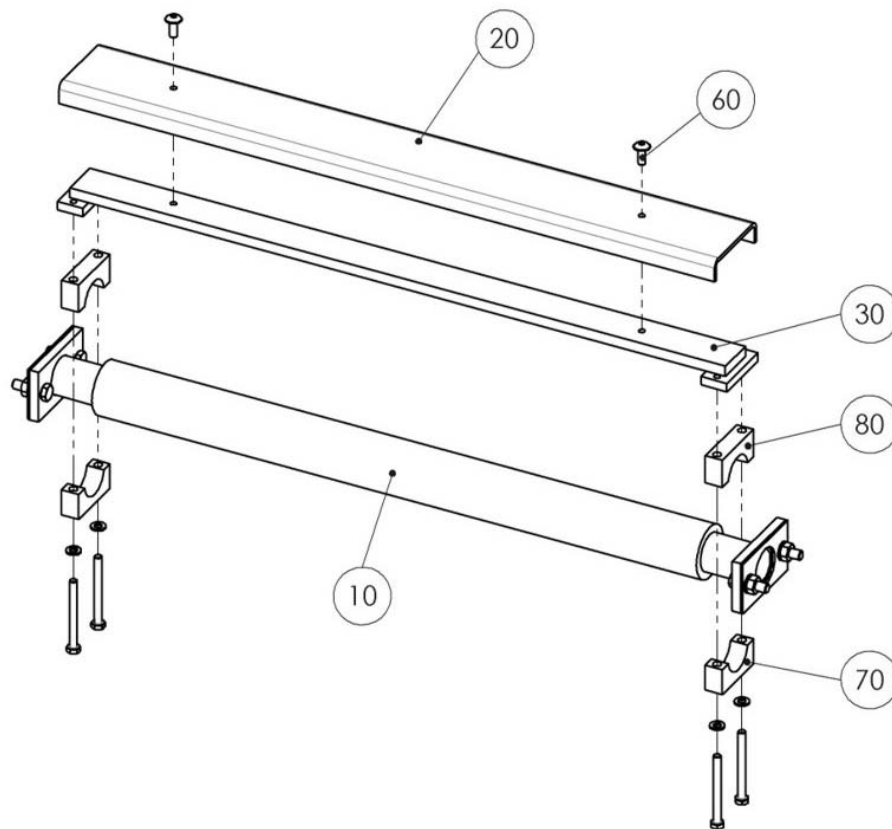
5.1 Cross Member

5.1.1 Cross Member



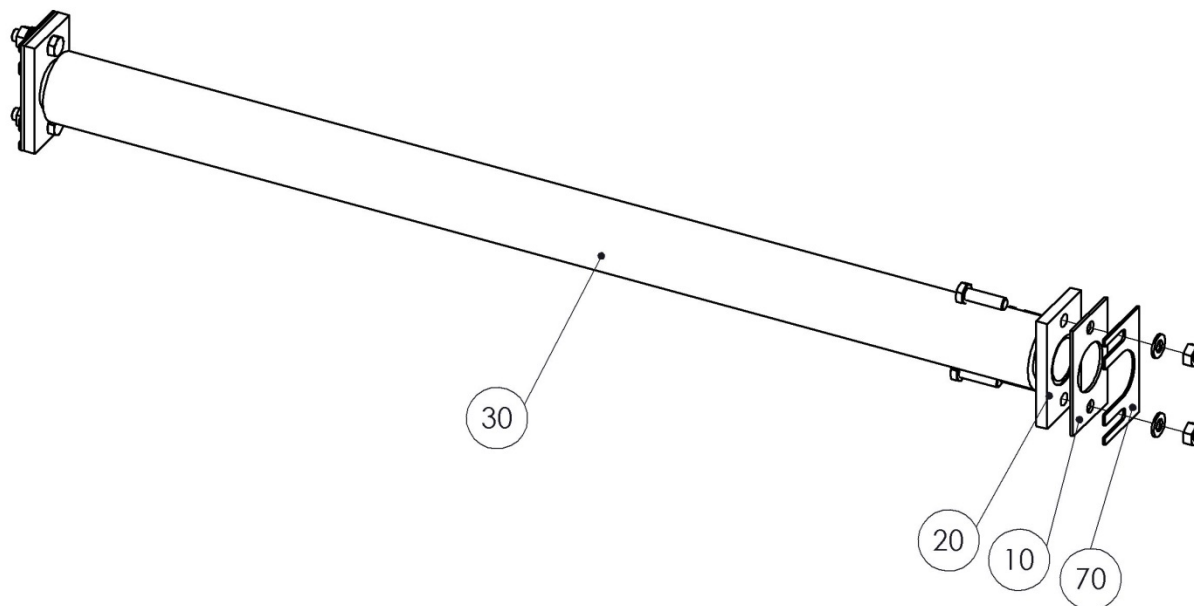
Item No.	Spare Part	Description	Article Number
	Cross Member 3.5t		03 32 33157
10	Cross Member		03 32 33160
20	Insulating Shell		021320 00103 0
30	Compensating Plate		02 32 33395

5.1.2 Cross Member, ground level / Synchronization










Item No.	Spare Part	Description	Tooltip	Article Number
	Cross Member 3.5t	ground level, w/o Synchronization	Section 5.1.2	031320 00145 0
	Cross Member 3.5t	ground level, w. Synchronization		031320 00150 0
	Cross Member 5.0t	Synchroniz., w. Compensat. Set		030300 00038 0
	Cross Member 5.0t	Synchroniz., w/o Compensat. Set		030300 00039 0
10	Cross Member	ground level	Section 5.1.1	03 32 33157
	Cross Member	Synchronization	Section 5.1.3	030300 00037 0
20	Cover	ground level		021320 00102 0
	Cover	Synchronization,		020300 00055 0
30	Cut Plate	ground level, w/o Synchronization		031320 00114 0
	Cut Plate	ground level, w. Synchronization		031320 00113 0
	Cut Plate	Synchroniz., w. Compensat. Set		030300 00040 0
	Cut Plate	Synchroniz., w/o Compensat. Set		030300 00041 0
60	Bind. Head Screw			23 3120
70	Holder	ground level		32002.14.06.002
	Holder	Synchronization,		32002.14.06.006








5.1.3 Cross Member 950mm


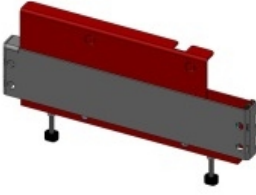














Item No.	Spare Part	Description	Article Number
	Cross Member 5.0t	Insulation, Long	030300 00001600
	Cross Member 5.0t	Insulation, Short	030300 00037 0
10	Compensating Plate		02 32 33395
20	Cross Member		030300 00001700
30	Insulating Shell	Long	17 2096 01
	Insulating Shell	Short	021320 00103 0
70	Compensating Plate		021087 00005 0

5.2 Ramps, Roll-off Protections

Item No.	Spare Part	Description	Article Number	Thumbnail
10	Roll-Off Protection		031082 00141 0	
20	Approach Ramp	1100mm	03 08 24048	
30	Approach Ramp	Screw-On Type	031082 00140 0	
30.1	Rollover Protection Plate	f. Approach Ramp, Screw-On Type	03 32 32100	
30.2	Approach Ramp		031022 00030 0	
30.3	Roller Holder		03 32 32190	
30.4	Dowel Pin	M16x94	31 6210	








Item No.	Spare Part	Description	Article Number	Thumbnail
40	Approach Ramp, Long	1600mm (VZ 970019)	03 08 24009	
50	Approach Ramp	f. Modular Runway	031320 00620 0	
50.1	Approach Flap		031320 00618 0	
50.2	Roller		D-AKS32.5-13	
50.3	Angle		021320 00633 0	
60	Approach Flap		03 08 24227	
60.1	Mounting Angle f. Approach Flap	f. Modular Runway	031082 00170 0	







Item No.	Spare Part	Description	Article Number	Thumbnail
70	Autom. Roll-Off Protection		031082 00234 0	
80	Autom. Roll-Off Protection		031082 00233 0	
90	Autom. Roll-Off Protection	w/o Compensating Plates	030300 00021 0	
100	Autom. Roll-Off Protection	w. Compensating Plates	030300 00023 0	
110	Autom. Roll-Off Protection	w/o Compensating Plates	M-AS40.6M	
120	Autom. Roll-Off Protection	w. Compensating Plates	M-AS40.6MAG	
130	Autom. Roll-Off Protection	f. Modular Runway	M-AS40.63M	

Item No.	Spare Part	Description	Article Number	Thumbnail
140	Autom. Roll-Off Protection	MAHA at Compensating Plates	M-AS40.63MAG	
150	Stop Flap		M-AS40.6-35	
160	Stop Plate		M-AS40.6-44	
170	Setting Disk		M-AS40.6-27	
180	Spacer Sleeve		31 5156	
190	Dowel Pin	M10x29	31 6203	
200	Dowel Pin	M10x94	31 6204 1	


5.3 Accessories (Runway-Type Superstructure)

Item No.	Spare Part	Description	Article Number	Thumbnail
10	Holder w. Screws	f. Lighting (4 pcs.)	030300 00046 0	
10.1	Holder	f. Lighting (1 pc.)	02 32 30245	
20	Lighting	x2	VZ 970007	
	Lighting	x4	VZ 972152	
20.1	Pit Lamp	36W 220V	51 0320	
20.2	Fastening Clamp	Pit Lamp	51 0325	
20.3	Locking Handle	0 - I	51 0515	
20.4	Contact Element	NO Contact 3-4; Front 10	51 0555	

Item No.	Spare Part	Description	Article Number	Thumbnail
20.5	Mounting Adapter	Front	51 0561	
20.6	Label Holder	f. Label	51 0581	
20.7	Label	Lighting	54 4016	
20.8	Tension Spring Clip	ST 4	51 5020	
20.9	Tension Spring Clip	ST 4-PE	51 5027	
20.10	Fuse Terminal	10/SI 5x20	51 5050	
20.11	Socket		53 0108	

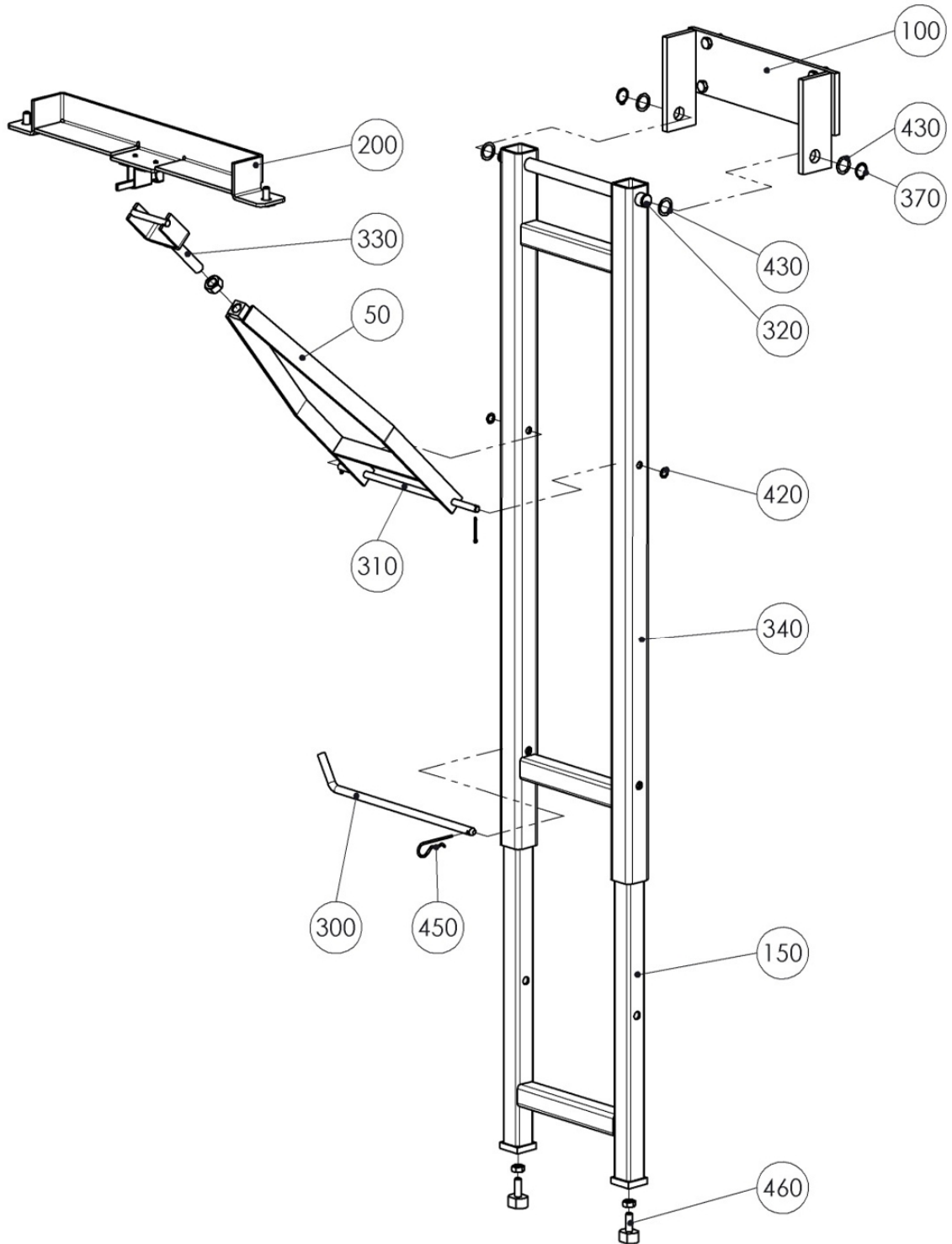
Item No.	Spare Part	Description	Article Number	Thumbnail
20.12	Branch Box		53 2035	
20.13	Fuse	T 10 A	53 3066	
30	LED Lighting	x2	VZ 990399	
	LED Lighting	x4	VZ 990384	
30.1	Lamp Holder	w. Screws	030080 00985 0	
30.2	LED Lamp	24VDC 21,6W	51 0375	
30.3	Transformer		51 0374	
30.4	Locking Handle	0 - I	51 0515	

Item No.	Spare Part	Description	Article Number	Thumbnail
30.5	Contact Element	NO Contact 3-4; Front 10	51 0555	
30.6	Mounting Adapter	Front	51 0561	
30.7	Casing	x1	51 0565	
30.8	Label Holder	f. Label	51 0581	
30.9	Label	Lighting	54 4016	
30.10	Connecting Cable	Transformer - LED	51 4132	
30.11	Connecting Cable	LED - LED	51 4133	

Item No.	Spare Part	Description	Article Number	Thumbnail
30.12	Branch Box		53 2470	
40	Maintenance Unit	Assembly	03 36 37500	
40.1	Maintenance Unit	w. Oiler a. Manometer	28 5505 3	
40.2	PVC Seal		28 6500	
40.3	Double Nipple	G 1/4 - G 1/4	28 8042 0404	
40.4	Bulkhead Connection	G 3/8 - G 1/4	28 8071 0603	
40.5	Quick Coupler	G 1/4	28 8092 0406	
40.6	Barbed Nipple		28 8097 0606	

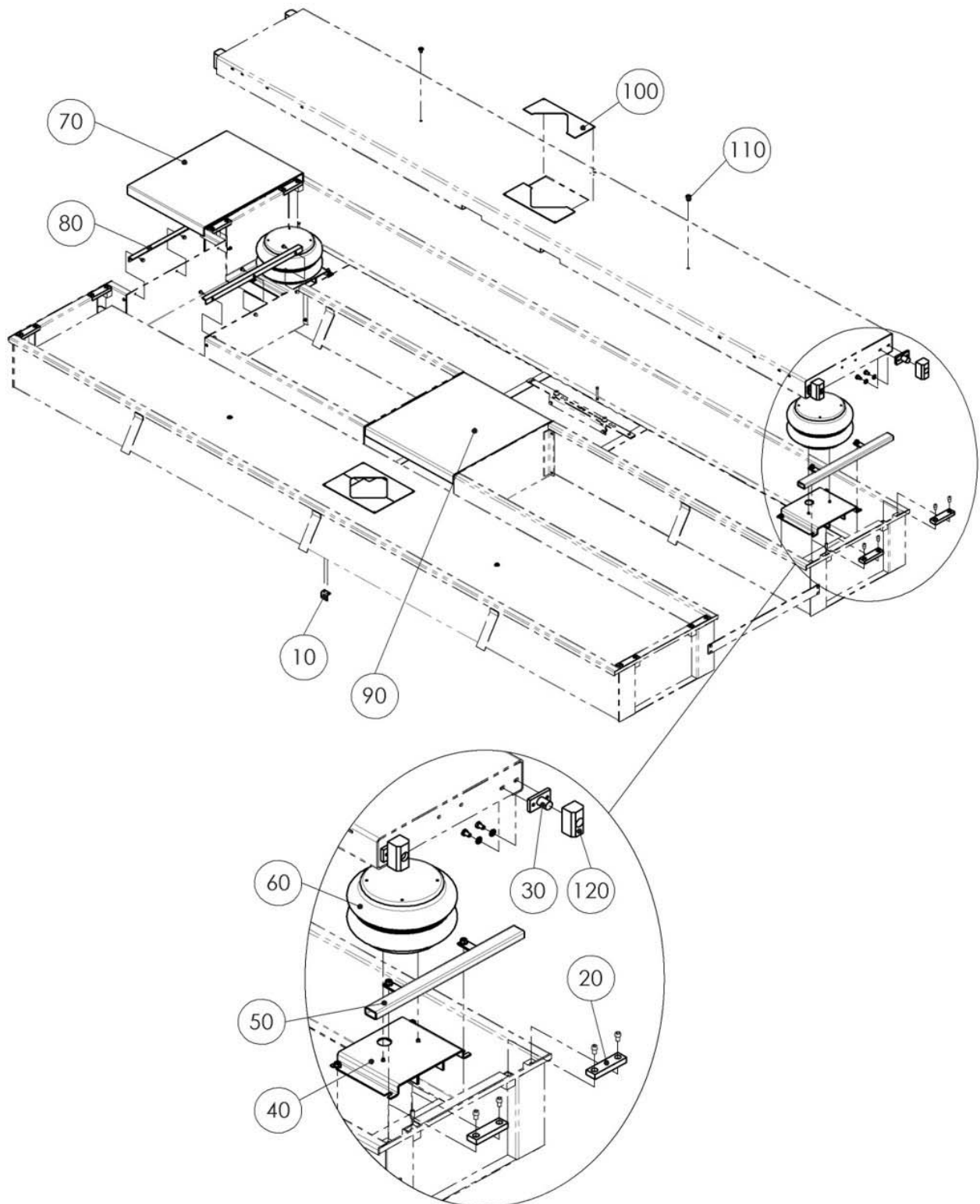
Item No.	Spare Part	Description	Article Number	Thumbnail
40.7	Straight Fitting	KQH G1/4	28 9105	
40.8	Elbow Connector	KQL	28 9118	
40.9	Threaded Elbow Joint	KQL G1/4	28 9120	
40.10	T-Piece	KQT	28 9131	
50	Holder		03 36 37530	

5.4 Runway-Type Superstructure



Item No.	Spare Part	Description	Article Number
	Runway-Type Superstructure	Standard	031082 00194 0
	Runway-Type Superstructure	telescopic	031082 00193 0
50	Locking Device		03 32 26640
100	Support Plate		03 32 26625
150	Support	telescopic	03 32 26630
200	Holder		031082 00014 0
300	Locking Pin	telescopic	02 32 30100
310	Pin		02 32 30165
320	Pin		02 32 30120
330	Fork		03 32 26690
340	Adjusting Foot	Standard	03 32 26620
	Adjusting Foot	telescopic	03 32 26635
370	Snap Ring	20x1.2	22 0471 020
420	Shim Ring	10x16x0.5	22 0988 101605
430	Shim Ring	20x28x0.5	22 0988 202805
450	Cotter Pin	telescopic	23 0133
460	Dowel Pin		31 6203

5.5 Floor Cover



Item No.	Spare Part	Description	Article Number
10	Valve Holder		02 32 33460
20	Stop		02 32 33005
30	Slider Block Support		03 32 33150
40	Holder		031084 00017 0
50	Spacer		021134 00005 0
60	Air Bellows		17 0027
70	Cover		03 32 33050
	Cover	at Axle Jack	02 32 33310
80	Support Angle		02 32 33095
	Stop	at Axle Jack	02 32 33330
90	Centre Cover		03 32 33020
100	Adapter Plate		021082 00092 0
110	Binding Head Screw	M12x20	23 3320
120	Slider Block		31 6052

5.5.1 Pneumatic Components (Floor Cover)



Item No.	Spare Part	Description	Article Number	Thumbnail
10	2/2 Directional Control Valve	G 24 V	28 5300	
20	Pressure Control Valve	w. Manometer	28 5506	
30	Non-Return Valve		28 5940	
40	Double Nipple	1/2"-3/8"	28 8043 0806	
50	Hose Nozzle	ø6mm	28 8047 0006	
60	Double Nipple	1/2" conical	28 8064 0606	
70	Reducing Nipple	3/4"-3/8"	28 8070 1005	

Item No.	Spare Part	Description	Article Number	Thumbnail
80	Quick Coupler	G1/4	28 8091 0306	
90	Quick Coupler	ø4mm	28 8093 0604	
100	Barbed Nipple	G3/8	28 8094 0506	
110	Silencer	1/2"	28 8165 7	
120	Straight Fitting	KQH S	28 9302	
130	Screwed Angle	KQL S 3/8"	28 9354	
140	T-Male End Fitting	G1/4	28 9355	

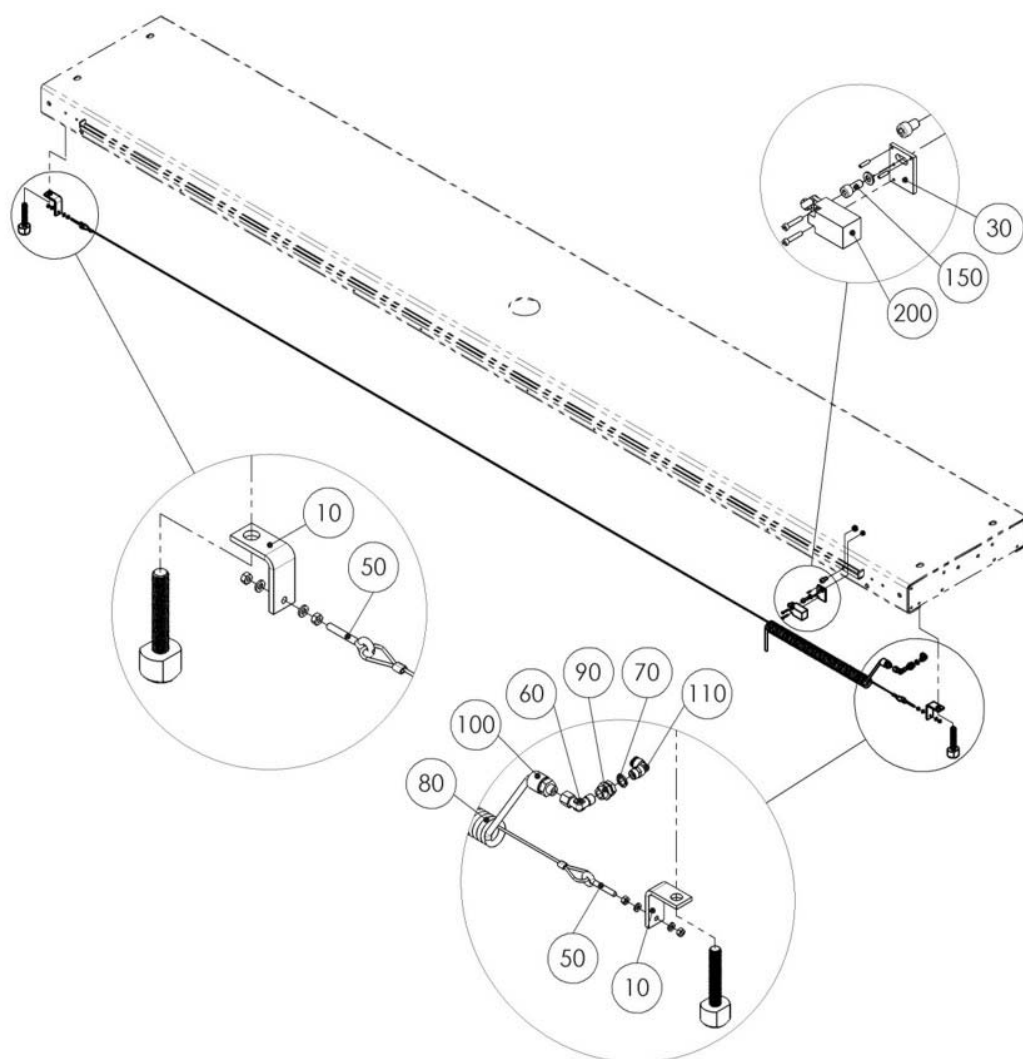
Item No.	Spare Part	Description	Article Number	Thumbnail
150	T-Piece	KQT	28 9358	
160	T-Piece	KQT 16-00	28 9360	
170	T-Male End Fitting	G1/2	28 9364	
180	Screwed Angle	KQV S	28 9396	
190	Straight Fitting	KQH S 1/2"	28 9425	
200	Hose Clamp		28 9805	

5.5.2 Manual Lowering Screw

Item No.	Spare Part	Description	Article Number	Thumbnail
10	Manual Lowering Screw	M20	02 32 33205	
20	Fine Rope	ø1mm; 4.5m	19 1075	
30	Seat Valve		26 1469 1	
40	Magnet		26 1480	
50	3/2 Directional Control Valve		28 5320	
60	Straight Fitting	KQF	28 9353	
70	T-Piece	KQT	28 9359	

Item No.	Spare Part	Description	Article Number	Thumbnail
80	Plug	ø10.3	31 5040	
90	Plug	ø19mm	31 5119	

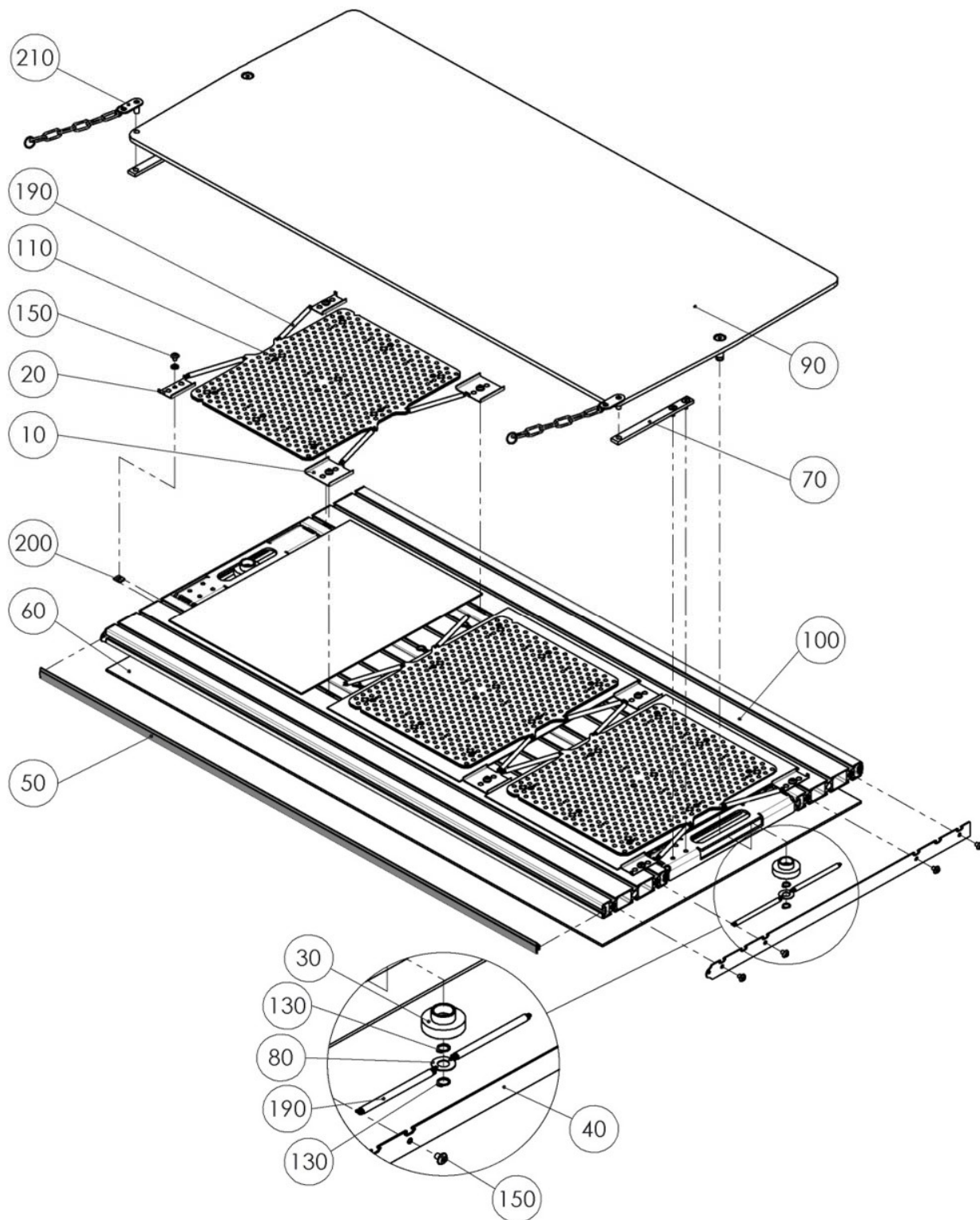
5.6 Retrofit Kit (Axle Jack)



Item No.	Spare Part	Description	Article Number
10	Cable Holder		02 32 33470
30	Holder		02 32 33491
50	Lifting-Eye Bolt	M6x40	23 1606 40 1
60	Threaded Elbow Joint	1/4"	27 4650
70	PVC Seal		28 6500
80	Spiral Hose		28 7008 2
90	Bulkhead Connection		28 8071 0603
100	Quick Coupler	1/4"	28 8092 0406
110	Screwed Angle	KQL	28 9120
150	Allen Screw	M8x20	22 0912 08020 10

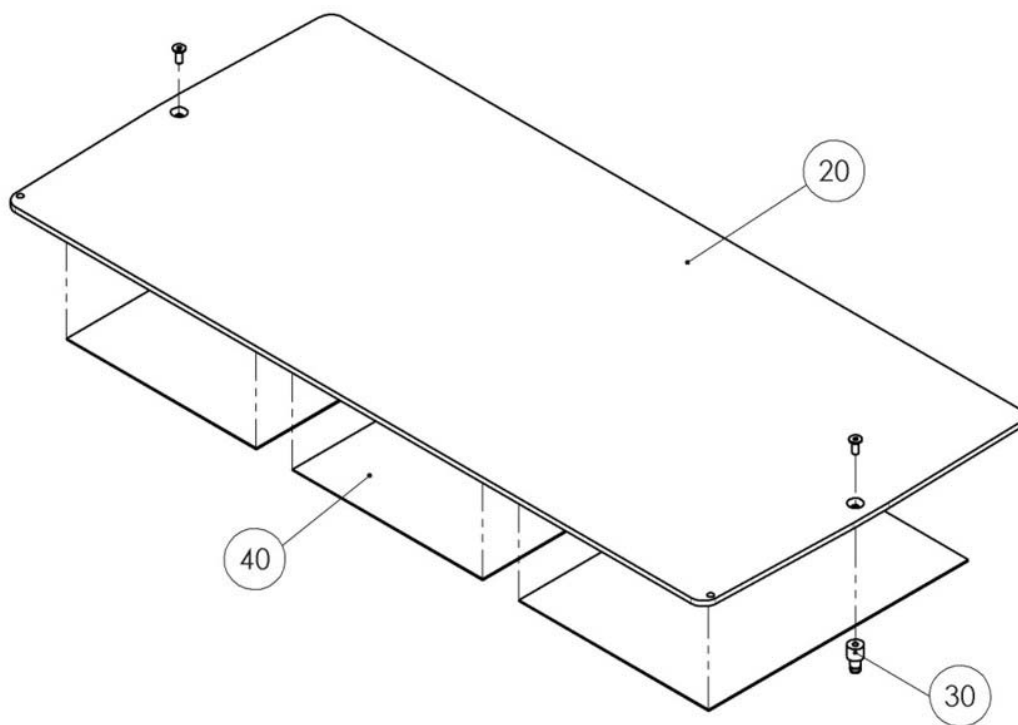
Item No.	Spare Part	Description	Article Number
	Slide Plate	Long	03 08 81400
	Slide Plate	Short	03 08 81300
	Cover	Long	030080 00840 0
	Cover	Short	030080 00839 0
10	Adapter Plate		02 08 81800
20	Roller		02 08 81027
30	Adapter Plate		02 08 81807
40	Ball Cage	Long	02 08 81105
	Ball Cage	Short	02 08 81100
50	Lower Part	Long	03 08 81007
	Lower Part	Short	03 08 81003
60	Upper Part	Long	03 08 81205
	Upper Part	Short	03 08 81200
70	Lock		03 08 81010
80	Hex Head Screw	M12x20	22 0933 12020 K
90	Hex Head Screw	M12	22 0934 12 K
100	Tension Spring		23 9110 010 110
110	Phenolic Resin Ball		31 7038

5.7.2 Precision Slide Plate



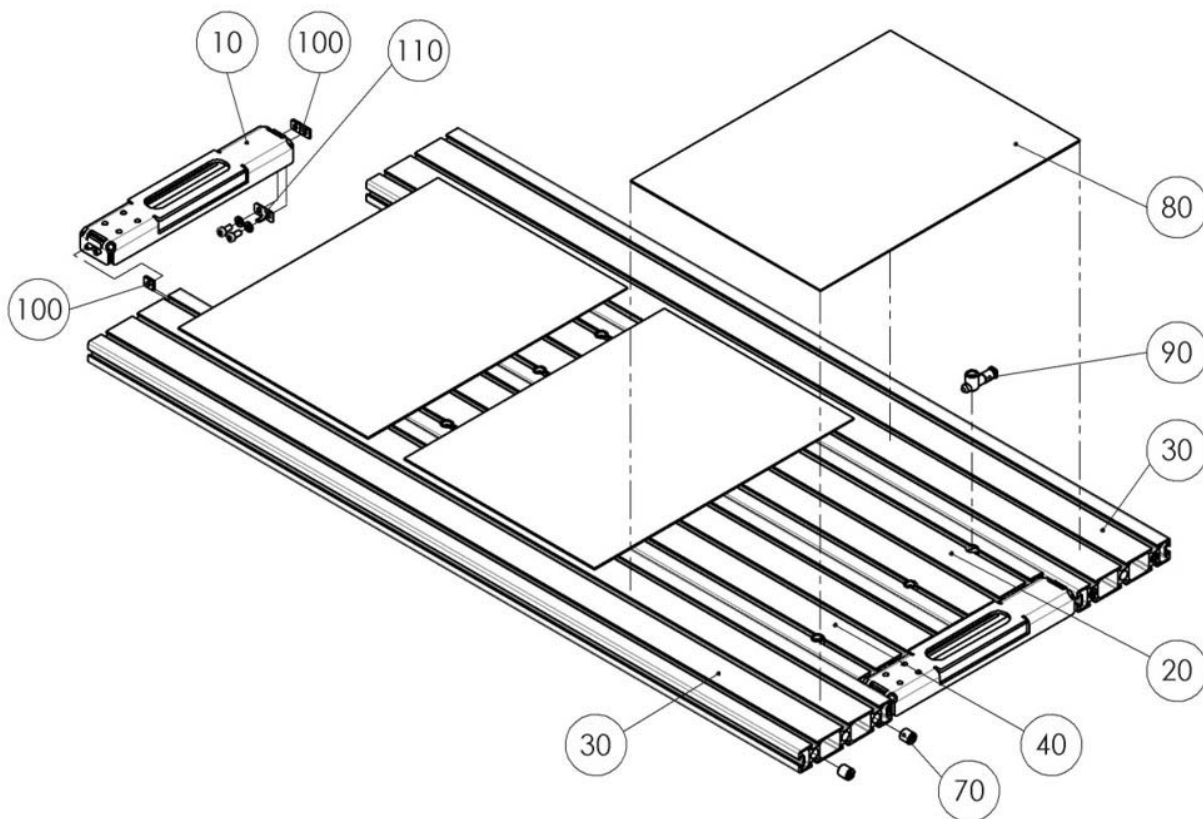
Item No.	Spare Part	Description	Tooltip	Article Number
	Precision Slide Plate	Assembly		030082 00011 0
10	Angle			020082 00016 0
20	Angle			020082 00017 0
30	Roller			020082 00018 0
40	Section Steel			020082 00699 0
50	Cover Strip	1150mm lg.		020082 00704 0
60	Compensating Plate			020082 00705 0
70	Torsion Protection			020082 00721 0
80	Washer			020080 01416 0
90	Upper Plate	Assembly	Section 5.7.3	030082 00010 0
100	Substructure	Assembly	Section 5.7.4	030082 00012 0
110	Ball Cage	Assembly	Section 5.7.5	030082 00014 0
130	Snap Ring	ø11x1		22 0471 011
150	Oval Head Screw	M6x8		22 7381 06008 1
190	Tension Spring			23000222
200	Threaded Plate			23000224
210	Lock			030080 00790 0

5.7.3 Upper Plate




Item No.	Spare Part	Description	Article Number
	Upper Plate		030082 00010 0
20	Upper Plate		020082 00697 0
30	Roller Support		020080 01418 0
40	Running Surface		23000221

5.7.4 Substructure







Item No.	Spare Part	Description	Article Number
	Substructure		030082 00012 0
10	Stop Plate		020082 00700 0
20	Section Steel	1040mm lg.	020082 00702 0
30	Section Steel	1150mm lg.	020082 00703 0
40	Section Steel	1040mm lg.	020082 00720 0
70	Threaded Insert		23000212
80	Running Surface		23000221
90	Cross Connector		23000223
100	Cross Connector		23000224
110	Holder		020080 01417 0

5.7.5 Ball Cage



Item No.	Spare Part	Description	Article Number
	Ball Cage		030082 00014 0
10	Ball Cage		31000020
20	Steel Ball		23000284

5.8 Antiskid Coating

Item No.	Spare Part	Description	Article Number	Thumbnail
10	Antiskid Coating	Black	35 1218 0	
20	Antiskid Coating	Gray	35 1218 2	
30	Hardener	Mixing Ratio 1:8	35 1219 1	
40	Instruction	German	D1 Z901IB1-DE	
50	Instruction	English	D1 Z901IB1-GB	